

## Medicaid Primer

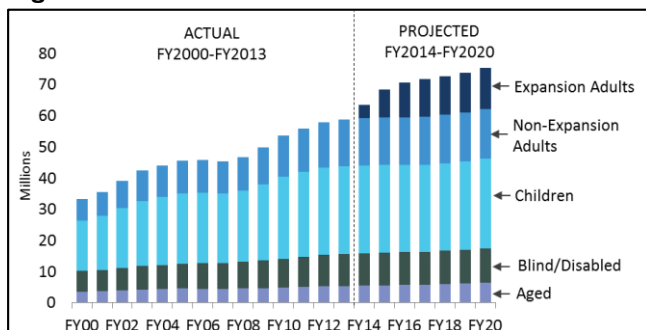
Medicaid is a joint federal-state program that finances the delivery of primary and acute medical services, as well as long-term services and supports (LTSS), to a diverse low-income population, including children, pregnant women, adults, individuals with disabilities, and people aged 65 and older. In FY2019, Medicaid provided health care services to an estimated 75 million individuals at an estimated cost of \$627 billion, with the federal government paying about \$405 billion of that amount.

Participation in Medicaid is voluntary for states, though all states, the District of Columbia, and the territories choose to participate. The federal government requires states to cover certain mandatory populations and benefits but allows states to cover other optional populations and services. Due to this flexibility, there is substantial state variation in factors such as Medicaid eligibility, covered benefits, and provider payment rates. In addition, several waiver and demonstration authorities in statute allow states to operate their Medicaid programs outside of certain federal rules.

### Eligibility

Historically, Medicaid eligibility generally has been limited to low-income children, pregnant women, parents of dependent children, the elderly, and individuals with disabilities. However, the Patient Protection and Affordable Care Act (ACA; P.L. 111-148, as amended) included the ACA Medicaid expansion, which expands Medicaid eligibility to non-elderly adults with income up to 133% of the federal poverty level (FPL) at state option. **Figure 1** shows historical and projected Medicaid enrollment for FY2000 through FY2020.

**Figure 1. Medicaid Enrollment**



**Source:** Centers for Medicare & Medicaid Services (CMS), *2018 Actuarial Report on the Financial Outlook for Medicaid*, 2020. Hereinafter CMS, *2018 Actuarial Report*, 2020.

**Note:** Projected enrollment was prepared prior to the Coronavirus Disease 2019 (COVID-19) pandemic.

To be eligible for Medicaid, individuals must meet both categorical (e.g., elderly, children, or pregnant women) and financial (i.e., income and sometimes assets limits) criteria

in addition to requirements regarding residency, immigration status, and U.S. citizenship. Some eligibility groups are mandatory, meaning all states with a Medicaid program must cover them; others are optional.

### Benefits

Medicaid coverage includes a variety of primary and acute-care services as well as LTSS. Not all Medicaid enrollees have access to the same set of services. Different eligibility classifications determine available benefits.

For traditional Medicaid benefits, states are required to cover a wide array of mandatory services (e.g., inpatient hospital, physician, and nursing facility care). States may provide optional additional services, such as personal care services, prescription drugs, and physical therapy.

Alternative Benefit Plan (ABP) coverage is required for enrollees in the ACA Medicaid expansion and optional for other Medicaid enrollees. Under ABPs, states have more flexibility to define which populations are served and what specific benefit packages enrollees will receive. In general, ABPs may cover fewer benefits than traditional Medicaid, but there are some requirements that might make ABPs more generous than private insurance (e.g., family planning services and nonemergency transportation).

### Service-Delivery Systems

Medicaid enrollees generally receive benefits via one of two service-delivery systems: fee-for-service (FFS) or managed care. Under FFS, health care providers are paid by the state Medicaid program for each service provided to a Medicaid enrollee. Under managed care, Medicaid enrollees receive services through an organization under contract with the state. States traditionally used FFS for Medicaid. However, since the 1990s, the share of Medicaid enrollees covered by managed care has increased. About 83% of Medicaid enrollees are covered by some form of managed care as of July 1, 2018, and most of them (70% of Medicaid enrollees) are covered with comprehensive risk-based managed care.

### Cost Sharing

In general, premiums and enrollment fees are prohibited in Medicaid. However, premiums may be imposed on certain enrollees, such as individuals with incomes above 150% of FPL, certain working individuals with disabilities, and certain children with disabilities. States can impose nominal co-payments, coinsurance, or deductibles on most Medicaid-covered benefits up to federal limits. The aggregate cap on out-of-pocket cost sharing is generally 5% of monthly or quarterly household income.

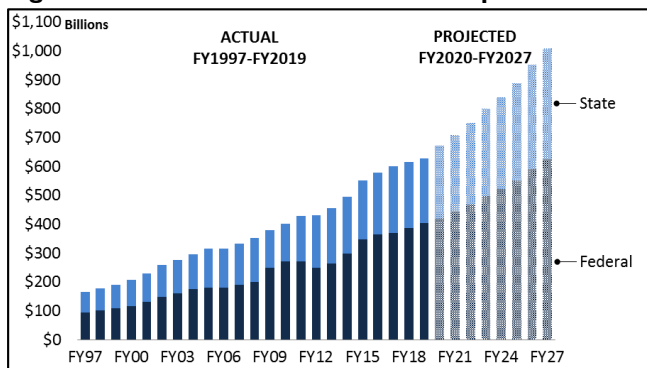
## Provider Payments

For the most part, states establish their own payment rates for Medicaid providers. Federal statute requires that these rates be consistent with efficiency, economy, and quality of care and sufficient to enlist enough providers so that Medicaid enrollees have access to covered benefits at least to the same extent that the general population in the same geographic area has access to these benefits. However, low Medicaid payment rates and their impact on provider participation have been perennial policy concerns. In some cases, states make supplemental payments to Medicaid providers that are separate from, and in addition to, the payment rates for services rendered to Medicaid enrollees.

## Financing

The federal government and the states share the cost of Medicaid. The federal government reimburses states for a portion of each state's Medicaid program costs. Federal Medicaid funding is an open-ended entitlement to states, which means there is no upper limit or cap on the amount of federal Medicaid funds a state may receive.

**Figure 2. Federal and State Medicaid Expenditures**



**Source:** Actual expenditures are from Form CMS-64 data as of September 15, 2020. Projected expenditures are from CMS, 2018 Actuarial Report, 2020, prepared prior to the COVID-19 pandemic.

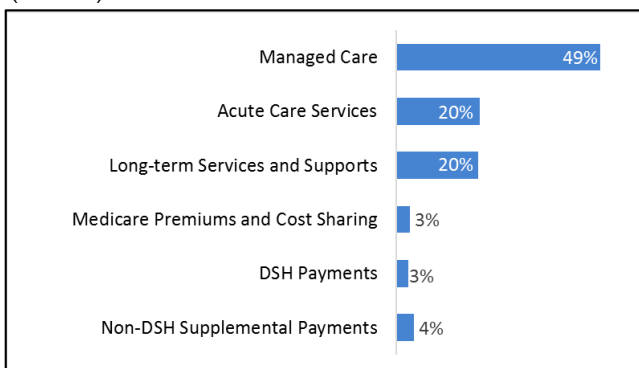
**Figure 2** shows historical and projected Medicaid expenditures from FY1997 through FY2027. In FY2019, Medicaid spending on services and administrative activities in the 50 states, the District of Columbia, and the territories totaled \$627 billion. Medicaid expenditures are estimated to grow to \$1,008 billion in FY2027. CMS prepared these projected expenditures prior to the COVID-19 pandemic.

The federal government's share for most Medicaid expenditures is called the federal medical assistance percentage (FMAP). The FMAP formula is designed so that the federal government pays a larger portion of Medicaid costs in states with lower per capita incomes relative to the national average (and vice versa for states with higher per capita incomes). In FY2021, FMAP rates range from 50% (13 states) to 77.76% (Mississippi). States are receiving a 6.2-percentage-point increase to FMAP rates during the COVID-19 public health emergency period. Other federal Medicaid matching rates are provided for certain states, situations, populations, providers, and services.

## Medicaid Benefit Spending

**Figure 3** shows the distribution of Medicaid expenditures on benefits by type of service for FY2019. Capitated payments (i.e., predetermined fixed amounts) under managed-care arrangements accounted for 49% of benefit spending, while acute-care services and LTSS each represented about 20% of Medicaid benefit spending.

**Figure 3. Medicaid Benefit Spending, by Service (FY2019)**



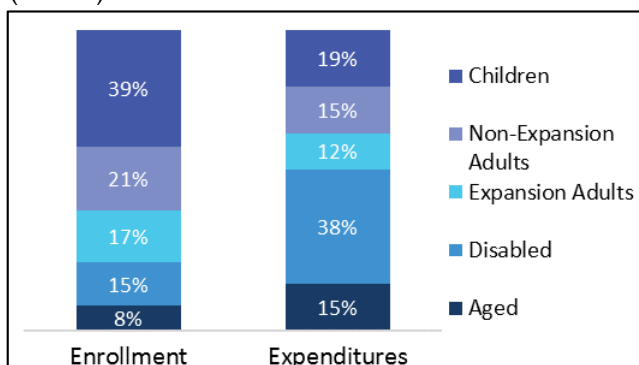
**Source:** Congressional Research Service analysis of Form CMS-64 data for FY2019, as of September, 15 2020.

**Notes:** May not sum to totals due to rounding. DSH = disproportionate share hospital.

## Enrollment Versus Expenditures

Different Medicaid enrollment groups have different service-utilization patterns. For FY2017, **Figure 4** shows an estimated 39% of all Medicaid enrollees were children but accounted for only an estimated 19% of Medicaid's total benefit spending. In contrast, individuals with disabilities represented an estimated 15% of all Medicaid enrollees but accounted for the largest share of Medicaid benefit spending (an estimated 38%).

**Figure 4. Estimated Medicaid Enrollment and Expenditures for Benefits, by Enrollment Group (FY2017)**



**Source:** CMS, 2018 Actuarial Report, 2020.

For more information about the Medicaid program, see CRS Report R43357, *Medicaid: An Overview* and CRS Report R42640, *Medicaid Financing and Expenditures*.

**Alison Mitchell**, Specialist in Health Care Financing

---

## Disclaimer

This document was prepared by the Congressional Research Service (CRS). CRS serves as nonpartisan shared staff to congressional committees and Members of Congress. It operates solely at the behest of and under the direction of Congress. Information in a CRS Report should not be relied upon for purposes other than public understanding of information that has been provided by CRS to Members of Congress in connection with CRS's institutional role. CRS Reports, as a work of the United States Government, are not subject to copyright protection in the United States. Any CRS Report may be reproduced and distributed in its entirety without permission from CRS. However, as a CRS Report may include copyrighted images or material from a third party, you may need to obtain the permission of the copyright holder if you wish to copy or otherwise use copyrighted material.