



**Congressional
Research Service**

Informing the legislative debate since 1914

Older Americans Act: Overview and Funding

Updated May 17, 2023

Congressional Research Service

<https://crsreports.congress.gov>

R43414

Contents

Introduction	1
Older Americans Act: Current Law	1
Title I. Declaration of Objectives; Definitions	2
Title II. Administration on Aging	2
Aging and Disability Resource Centers	4
Senior Medicare Patrol Program.....	5
Title III. Grants for State and Community Programs on Aging	5
Title IV. Activities for Health, Independence, and Longevity.....	6
Title V. Community Service Senior Opportunities Act	8
Title VI. Grants for Services for Native Americans	9
Title VII. Vulnerable Elder Rights Protection Activities.....	9
FY2023 Appropriations Overview	9
OAA Funding History	11

Figures

Figure 1. The Aging Network.....	3
Figure 2. Older Americans Act, FY2023 Funding.....	11
Figure 3. Total Funding for Older Americans Act Programs, FY2013-FY2023	12

Tables

Table A-1. Funding for the Older Americans Act (OAA) Programs: FY2016-FY2023.....	14
Table B-1. Authorizations of Appropriations for Older Americans Act as Amended by the Supporting Older Americans Act of 2020 (P.L. 116-131)	19

Appendixes

Appendix A. Older Americans Act Programs: FY2016-FY2023 Funding.....	13
Appendix B. Authorizations of Appropriations for Older Americans Act (OAA) Programs	18

Contacts

Author Information.....	22
-------------------------	----

Introduction

The Older Americans Act (OAA) supports a wide range of social services and programs for older individuals defined as aged 60 years or older. These include supportive services, congregate nutrition services (i.e., meals served at group sites such as senior centers, community centers, schools, churches, or senior housing complexes), home-delivered nutrition services, family caregiver support, the long-term care ombudsman program, and services to prevent the abuse, neglect, and exploitation of older persons. The OAA also provides part-time opportunities in community service activities for unemployed low-income individuals aged 55 and older. Except for Title V, Community Service Employment for Older Americans (CSEOA), all programs are administered by the Administration on Aging (AOA) in the Administration for Community Living (ACL) within the Department of Health and Human Services (HHS). Title V is administered by the Department of Labor's (DOL's) Employment and Training Administration.

The OAA has been reauthorized and amended numerous times since it was first enacted in 1965. The 116th Congress reauthorized the OAA for a five-year period. On March 25, 2020, the President signed the Supporting Older Americans Act of 2020 (P.L. 116-131) which authorizes appropriations for OAA programs through FY2024.¹ In response to the Coronavirus Disease 2019 (COVID-19) pandemic, the 116th and 117th Congresses passed several laws providing additional funding for OAA programs, among other activities.² FY2023 discretionary funding for OAA programs, projects, and activities were provided under the Consolidated Appropriations Act, 2023 P.L. 117-328.

The following provides an overview of the Older Americans Act. It briefly describes the act's titles, highlighting selected provisions, followed by FY2023 appropriations and funding history. **Table A-1** provides detailed OAA program budget authority for FY2016 through FY2023, including annual additional appropriations for COVID-19 response by OAA title and activity. For OAA authorizations of appropriations by year, see **Table B-1**.

Older Americans Act: Current Law

The OAA statutory language contains the following seven titles, which are summarized in this section, highlighting selected activities:

- Title I sets policy objectives and defines terms;
- Title II establishes administrative functions for the executive branch;
- Title III authorizes grants to states and local entities for supportive and nutrition services;
- Title IV authorizes grants for training, research, and demonstration projects in the field of aging;
- Title V authorizes grants to states and national organizations to promote part-time opportunities in community service activities for unemployed low-income older individuals;

¹ For more information on the OAA 2020 reauthorization, see CRS Report R46439, *Older Americans Act: 2020 Reauthorization*.

² Additional funding for OAA authorized programs was provided in the Families First Coronavirus Response Act (FFCRA; P.L. 116-127); Coronavirus Aid, Relief, and Economic Security Act (CARES; P.L. 116-136); Consolidated Appropriations Act, 2021 (P.L. 116-260); American Rescue Plan Act of 2021 (ARPA; P.L. 117-2).

- Title VI authorizes grants for supportive and nutrition services to older Native Americans;
- Title VII authorizes grants for vulnerable elder rights protection activities.

This section briefly describes each of the act's titles, including FY2023 appropriations where applicable for each title. Following sections provide a more detailed overview of FY2023 appropriations and the act's funding history.³

Title I. Declaration of Objectives; Definitions

Title I of the OAA sets out broad social policy objectives oriented toward improving the lives of all older Americans, including adequate income in retirement, the best possible physical and mental health, opportunity for employment, and comprehensive long-term care services, among other objectives. Also, Title I provides definitions for various terms under the act. Title I does not authorize appropriations.

Title II. Administration on Aging

Title II establishes the Administration on Aging (AOA) as the chief federal agency advocating for older persons and sets out the responsibilities of AOA and the Assistant Secretary for Aging. The Assistant Secretary is appointed by the President with the advice and consent of the Senate. Title II also establishes the State and Territorial Units on Aging (SUAs) that serve as the state agencies primarily responsible for planning and policy development as well as administration of OAA activities. In addition, the act authorizes the Assistant Secretary to make grants to eligible tribal organizations for social and nutrition services to older Native Americans.

Title II also establishes Area Agencies on Aging (AAAs), which each operate within a planning and service area (PSA) designated by the SUA. AAAs serve as local entities that, either directly or through contract with local service providers (LSPs), oversee a comprehensive and coordinated service system for the delivery of social, nutrition, and long-term services and supports to older individuals. AAAs are required to be public or private nonprofit organizations. According to a 2020 survey of AAAs across the country, over one-third (39%) of AAAs are independent nonprofit agencies, more than one-quarter (27%) are part of councils of government or regional planning and development agencies, and another 27% are located within a county government. A smaller share are part of city governments (2%) or exist in another type of organizational structure (5%).⁴ Collectively, these 56 SUAs, 622 AAAs, over 260 tribal and Native Hawaiian organizations, and tens of thousands of aging and social service providers in local communities comprise the Aging Network (see **Figure 1**).⁵ With respect to the distribution of federal funding,

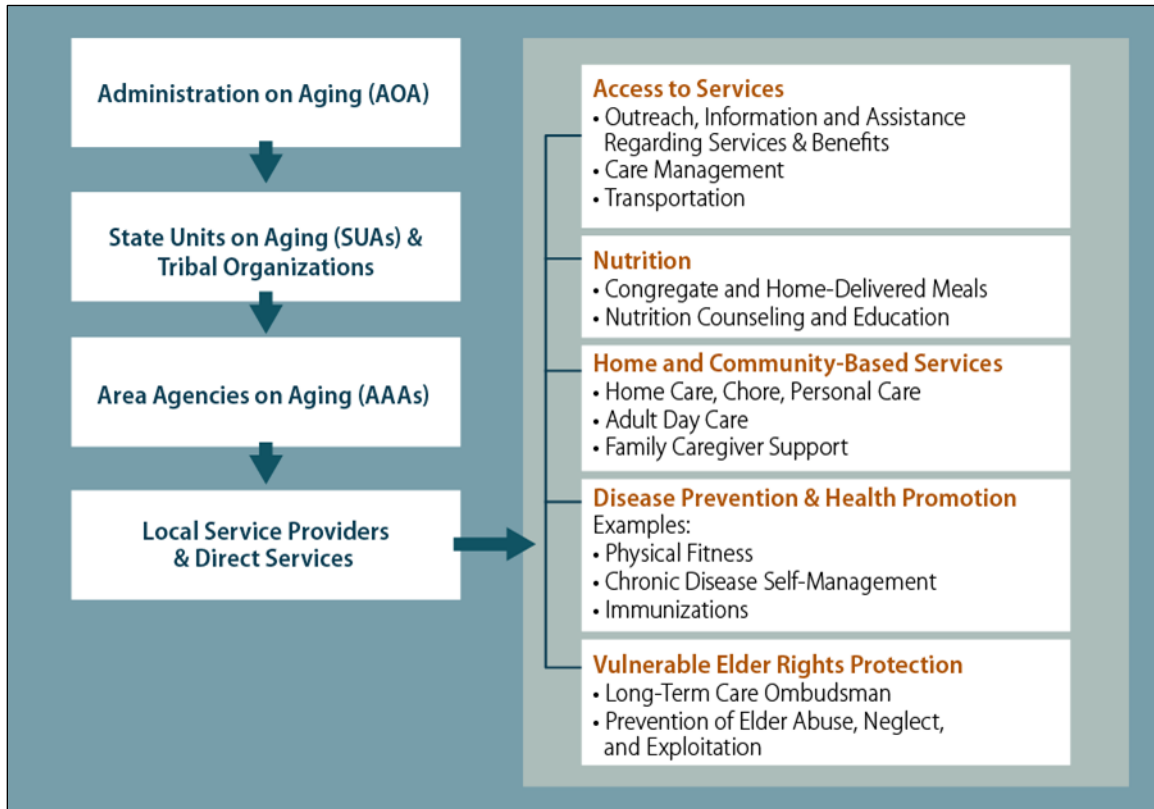
³ This report does not address congressionally directed spending or community project funding, which are sometimes referred to as *earmarks*. These earmarks are considered by ACL to be funded under the authority of the annual Departments of Labor, Health and Human Services, and Education, and Related Agencies (LHHS) appropriations act (for example, P.L. 117-328 in FY2023), not under the authority of the Older Americans Act, per email communication with G. Steven Hagy, director, ACL Office of Budget and Finance, January 12, 2023.

⁴ National Association of Area Agencies on Aging, *AAA National Survey Report: Meeting the Needs of Today's Older Adults, 2020*, <https://www.n4a.org/Files/AAA-Survey-Report-2020%20Update-508.pdf>; US Aging, *Fast Facts: Overview of AAAs by Organizational Structure*, January 2022, <https://www.usaging.org/Files/Fast%20Facts-AAA-Structure-508.pdf>.

⁵ Administration for Community Living (ACL), *The Aging Network*, https://eldercare.acl.gov/Public/About/Aging_Network/Index.aspx; ACL, *ACL FFY 2022 Evaluation Plan*, p. 4, <https://acl.gov/sites/default/files/programs/2020-09/ACL%202022%20Evaluation%20Plan.docx.pdf>. The 56 State Units on Aging include the 50 states, 5 U.S. territories (American Samoa, Commonwealth of the Northern Mariana (continued...))

AOA allocates federal funds authorized under OAA statutory funding formulas to SUAs and tribal organizations. SUAs, in turn, award these funds to AAAs based on an intrastate funding formula developed in accordance with AOA guidelines and approved by the Assistant Secretary.

Figure I. The Aging Network



Source: Prepared by the Congressional Research Service.

Discretionary funding authorized under Title II goes toward program administration and Aging and Disability Resource Centers (ADRCs), described in greater detail below, as well as other authorized activities that support the Aging Network and Elder Rights activities (see textbox entitled “OAA Title II: Aging Network and Elder Rights Support Activities”). Program administration funding for all Administration for Community Living (ACL) programs and activities, which includes those authorized by the OAA, is funded at \$47.1 million in FY2023.⁶

Islands, Guam, Puerto Rico, U.S. Virgin Islands) and the District of Columbia; ACL, *Fiscal Year 2023 Justification of Estimates for Appropriations Committees*, p. 89, <https://acl.gov/about-acl/budget>.

⁶ For more information about ACL administered programs that are authorized under other statutes see ACL, “Authorizing Statutes,” at <https://acl.gov/about-acl/authorizing-statutes>.

OAA Title II: Aging Network and Elder Rights Support Activities

The following OAA programs and activities receive discretionary funding under OAA Title II:⁷

Aging Network Support Activities

- *The National Eldercare Locator and Engagement and Older Adults Resource Center* assists individuals, through a nationwide toll-free phone number and website, in identifying community resources for older persons (<https://eldercare.acl.gov/>, or 1-800-677-1116). It also supports model programs in senior social engagement to address social isolation and loneliness among older adults through EngAGED, the national resource center for engaging older adults (FY2023 funding is \$2.0 million).⁸
- *The Pension Counseling and Information Program* provides funds to regional counseling projects that help older Americans access information about their retirement benefits and negotiate with former employers or pension plans about their compensation. This program also supports the National Education and Resource Center on Women and Retirement Planning, which provides workshops and information on financial education and retirement planning for women (FY2023 funding is \$1.9 million).

Elder Rights Support Activities

- *The National Center on Elder Abuse* provides information to the public and professionals regarding elder abuse prevention activities, and provides training and technical assistance to state elder abuse agencies and to community-based organizations (<https://ncea.acl.gov/>, FY2023 funding is about \$765,000).
- *The National Long-Term Care Ombudsman Resource Center* provides training and technical assistance to state and local long-term care ombudsmen (<http://www.ltombudsman.org>, FY2023 funding is about \$516,000).

Aging and Disability Resource Centers

The Aging and Disability Resource Center (ADRC)/No Wrong Door System (NWD) assists with state efforts to streamline access to and provide information about the range of public and private long-term services and supports (LTSS) options available to consumers. The NWD initiative is a collaborative effort among ACL, the Centers for Medicare & Medicaid Services (CMS), and the Department of Veterans Affairs (VA). ACL has provided planning grants to states to deliver person-centered options counseling and to provide access and information about programs that provide LTSS such as Medicaid, the Older Americans Act, and VA programs, as well as state-funded programs. There are 1,322 access points nationwide, operating across 56 states and territories, as well as the District of Columbia.⁹ These sites include local AAAs and ADRCs; Centers for Independent Living; Statewide Independent Living Councils; University Centers for Excellence in Developmental Disabilities Education, Research, and Services; and tribal organizations. Discretionary funding to ADRCs is \$8.6 million in FY2023.¹⁰

⁷ Email communication with G. Steven Hagy, director, ACL Office of Budget and Finance, April 4, 2022; Explanatory statement submitted by Ms. DeLauro, Chair of the House Committee on Appropriations regarding the House Amendment to the Senate Amendment to H.R. 2471, Consolidated Appropriations Act, 2022, *Congressional Record*, March 9, 2022, pp. H2683, H2878-H2879; HHS, ACL, *Fiscal Year 2023 Justification of Estimates for Appropriations Committees*, pp. 93-101 and 147-151; HHS, ACL, *Operating Plan for FY2022*, <https://acl.gov/sites/default/files/about-acl/2022-05/ACL%20Operating%20Plan%20-%20FY22%20Web%20Version.pdf>.

⁸ ACL reported combined program funding for the National Eldercare Locator and civic engagement under *National Eldercare Locator and Engagement*; however, civic engagement activities are authorized under OAA Title IV, Section 417, and included under Title II activities for simplicity.

⁹ ACL, Centers for Medicare & Medicaid Services, and Department of Veterans Affairs, *No Wrong Door*, <https://nwd.acl.gov>. For more information see, ACL, Aging and Disability Resource Centers Program/No Wrong Door System, <https://acl.gov/programs/connecting-people-services/aging-and-disability-resource-centers-program-no-wrong-door>.

¹⁰ Beginning in FY2009, Congress provided mandatory funding under the Medicare Improvements for Patients and Providers Act (MIPPA, P.L. 110-275; 42 U.S.C. 1395b-3 note) for Medicare enrollment assistance to Aging Disability Resource Centers (ADRCs), as well as Area Agencies on Aging (AAAs), State Health Insurance and Assistance (continued...)

Senior Medicare Patrol Program

Also authorized under Titles II and IV (Sections 201, 202, and 411) of the OAA is the Senior Medicare Patrol (SMP) Program, which funds projects that educate older Americans and their families to recognize and report Medicare and Medicaid fraud. Beginning in FY2016, discretionary funding under ACL's Aging and Disability Services Programs account is no longer provided for SMP. Instead, appropriations language has funded SMP activities under discretionary appropriations from the Centers for Medicare and Medicaid Services (CMS) Health Care Fraud and Abuse Control (HCFAC) account. This account distributes funding to various antifraud activities from the Medicare Trust Fund at the joint discretion of the HHS Secretary and Attorney General, and also distributes certain discretionary appropriations at the discretion of Congress. The Consolidated Appropriations Act, 2023 (P.L. 117-328) instructs the HHS Secretary to provide not less than \$35.0 million from HCFAC to SMP in FY2023.¹¹

Title III. Grants for State and Community Programs on Aging

Title III authorizes grants to SUAs and AAAs to act as advocates on behalf of and to coordinate programs for older persons. Title III accounts for 71.8% of the OAA's total FY2023 funding (\$1.708 billion out of \$2.378 billion). States receive separate allotments of funds based on a statutory funding formula for supportive services and centers, congregate nutrition, home-delivered nutrition, the nutrition services incentive grant program, disease prevention and health promotion services, and family caregiver support.¹² The OAA allows states some flexibility to transfer funds among Title III programs. Specifically, the OAA authorizes SUAs to transfer up to 40% of funds received between the congregate nutrition and home-delivered nutrition services programs and up to 30% of funds received between these nutrition services programs and the supportive services and centers program.¹³ For example, in FY2018, the most recent year for which data are available, states collectively transferred a net total of \$104.6 million from congregate nutrition to either supportive services or home-delivered nutrition.¹⁴ States are required to provide a matching share of 15% in order to receive grant funds for supportive services and congregate and home-delivered nutrition programs. A matching share of 25% is required for family caregiver support; no match is required for nutrition services incentive grants and disease prevention and health promotion services.

Title III services are available to all persons aged 60 and older, but are targeted at those with the greatest economic or social need, particularly low-income and minority persons, older individuals with limited English proficiency, and older persons residing in rural areas. Means testing is prohibited.¹⁵ Participants are encouraged to make voluntary contributions for services they receive. States are allowed to implement cost-sharing policies for certain services based on a sliding-scale fee, but older persons must not be denied services due to failure to make cost-

Programs (SHIPs), and the National Center for Benefits Outreach and Enrollment. ADRCs received \$5 million in mandatory funding for each of FY2021 through FY2023 under P.L. 116-260, the Consolidated Appropriations Act, 2021.

¹¹ P.L. 117-103, Division H, Title II. According to ACL's FY2023 Operating Plan, the final HCFAC amount for SMP for FY2023 is \$35.0 million, https://acl.gov/sites/default/files/Budget/FY_2023_ACL_Operating_Plan_508.pdf.

¹² State allotments for Title III programs are listed at HHS, ACL, *Older Americans Act (OAA)*, <https://acl.gov/about-acl/older-americans-act-oaa>.

¹³ OAA Section 308(b)(4)(A) and (5)(A).

¹⁴ U.S. Department of Health and Human Services (HHS), ACL, Administration on Aging (AOA), *FY2018 Report to Congress: Older Americans Act*, p. 15, https://acl.gov/sites/default/files/about-acl/2021-06/ACL_FY2018%20OAA%20Report%20to%20Congress.pdf.

¹⁵ OAA Section 315.

sharing payments. State, local, and private funding sources also supplement federal OAA funds for these services.

In FY2020, the most recent year for which participation data are available, about 10.1 million older persons were served by Title III programs.¹⁶ Title III services included the provision of 225.8 million home-delivered meals; 25.4 million congregate meals; 8.9 million rides to medical appointments, grocery stores, and other activities; 46 million hours of personal care, homemaker, and chore services; and 4.0 million hours of case management services in FY2021.¹⁷

Title IV. Activities for Health, Independence, and Longevity

Title IV of the OAA authorizes the Assistant Secretary for Aging to award funds for training, research, and demonstration projects in the field of aging. Over the years, Title IV has supported a wide range of research and demonstration projects, including those related to income, health, housing, retirement, and long-term services and supports, as well as projects on career preparation and continuing education for personnel in the field of aging. Title IV activities receive \$63.5 million in discretionary funding for FY2023. Funding provided under Title IV goes toward various activities that are designed to support health, independence, and longevity of older individuals (see textbox entitled “OAA Title IV: Activities for Health, Independence, and Longevity”).¹⁸ Among these activities are the following:

- *Alzheimer’s Disease Program* provides funding for competitive grants to states and community-based organizations to provide services and training to individuals with Alzheimer’s Disease and Related Dementia and their caregivers. ACL also funds a training and technical assistance resource center (FY2023 funding is \$16.8 million; another \$14.7 million is mandatory funding from the PPHF).¹⁹
- *Chronic Disease Self-Management Education* are evidence-based interventions that assist those with chronic conditions (e.g., diabetes, heart disease, cancer, HIV, depression, pain) and address their condition by emphasizing the individual’s role in disease management through group workshops led by trained non-health care professionals who often themselves have chronic disease (FY2023 funding is \$8.0 million in mandatory funding from the PPHF).
- *Elder Falls Prevention* provides funding for evidence-based falls prevention programs in the community and funds the National Falls Prevention Resource Center among other activities (FY2023 funding is \$2.5 million; another \$5.0 million in mandatory funding from the PPHF).

¹⁶ ACL, *Overview of Older Americans Act Title III, VI, and VII Programs*, 2022, p. III-2, https://acl.gov/sites/default/files/news%202022-09/2020%20OAA%20Report_Complete%20Product%209-1-22_508.pdf.

¹⁷ ACL, *Fiscal Year 2024 Justification of Estimates for Appropriations Committees*, pp. 55, 63.

¹⁸ Title IV Section 411 also authorizes Falls Prevention activities; \$5.0 million was provided for these activities in FY2022 under mandatory funding from the Prevention and Public Health Fund. This program did not receive discretionary funding for FY2022. (Explanatory statement submitted by Ms. DeLauro, Chair of the House Committee on Appropriations regarding the House Amendment to the Senate Amendment to H.R. 2471, Consolidated Appropriations Act, 2022, *Congressional Record*, March 9, 2022, pp. H2685).

¹⁹ The Prevention and Public Health Fund (PPHF) was established in Section 4002 of the Affordable Care Act (ACA; P.L. 111-148, as amended). The PPHF has its own appropriation (provided by its authorizing law) and its own account within the HHS Office of the Secretary. In recent years, appropriators have directed specific amounts of annual PPHF funding to specific ACL programs (in addition to other HHS agencies) through LHHS Appropriations Acts and accompanying report language.

The following OAA programs and activities receive discretionary funding under Title IV authorities:²⁰

Aging Network Support Activities

- *National Resource Centers on Native American Elders* provide research and technical information on health, long-term services and supports, elder abuse, mental health, and other issues relevant to tribal communities through cooperative agreements with institutions of higher education. (FY2023 funding is about \$655,000.)
- *Older Adult Equity Collaborative* includes five National Minority Aging Organization Technical Assistance Resource Centers, as well as a Coordinating Center for Minority Organizations Technical Assistance Resource Center that provide culturally and linguistically appropriate information on health promotion and disease prevention for older individuals of African American, Hispanic, Asian American and Pacific Islander descent, American Indian and Alaska Native elders, and older lesbian, gay, bisexual, and transgender (LGBT) persons. (FY2023 funding is \$1.2 million.)²¹
- *Program Performance and Technical Assistance* supports the development of performance measurement tools and best practices to assess the results of OAA programs. (FY2023 funding is \$2.7 million.)
- *Holocaust Survivor's Assistance* provides funding through a cooperative agreement with a national organization that has expertise in assisting Holocaust survivors living in the United States. Program funding supports the capacity to deliver person-centered, trauma-informed supportive services through a technical assistance center and other activities. (FY2023 funding is \$8.5 million.)
- *Care Corps Demonstration Grants* support public agencies and nonprofits in placing volunteers to provide nonmedical care to help family caregivers, seniors, and individuals with disabilities to maintain independence. (FY2023 funding is \$5.5 million.)
- *Direct Care Workforce Demonstration* provides funding for a national technical assistance center for federal, state, and private entities to access model policies, best practices, and training materials for recruiting and retaining direct care workers. (FY2023 funding is \$2.0 million.)
- *Interagency Coordinating Committee on Healthy Aging and Age-Friendly Communities* will begin work with funding provided for the first time in FY2023. The committee plans to review federal activities and gather stakeholder input to

²⁰ Email communication with G. Steven Hagy, director, ACL Office of Budget and Finance, April 4, 2022; explanatory statement submitted by Rep. DeLauro, Chair of the House Committee on Appropriations regarding the House Amendment to the Senate Amendment to H.R. 2471, Consolidated Appropriations Act, 2022, Congressional Record, March 9, 2022, pp. H2683, H2878-H2879, H2791-H2792; HHS, ACL, Fiscal Year 2023 Justification of Estimates for Appropriations Committees, pp. 147-151; HHS, ACL, Operating Plan for FY2022, <https://acl.gov/sites/default/files/about-acl/2022-05/ACL%20Operating%20Plan%20-%20FY22%20Web%20Version.pdf>.

²¹ The FY2023 Budget refers to National Minority Aging Organizations Technical Assistance Centers as the “Older Adult Equity Collaborative.” FY2022 funding for the Elder Justice/APS may also be used for activities authorized under the Elder Justice Act (§2042(a) of the Social Security Act). The FY2023 Budget breaks out Elder Justice/APS into its own line item separately from Elder Rights Support Activities.

determine areas of focus for future recommendations to Congress that support aging-in-place and age-friendly communities. (FY2023 funding is \$1.0 million.)

- *Research, Demonstration, and Evaluation Center for the Aging Network* will develop the Aging Network Innovation Lab with funding provided for the first time in FY2023. The Innovation Lab will conduct research and share best practices for falls prevention through competitive grant awards, among other falls prevention activities. (FY2023 funding is \$5.0 million.)

Elder Rights Support Activities

- *Legal Assistance and Support* funds two different activities. First, the National Center on Law and Elder Rights provides technical assistance, case consultations, training, and capacity building support to OAA-funded legal assistance providers and their aging and disability services partners. Second, Legal Assistance Enhancement Program grants support legal assistance providers and their partners on innovative approaches to elder rights. Topics addressed by Legal Assistance and Support include guardianship, financial exploitation, grandparents raising grandchildren, evictions, and Medicare and Medicaid rights, among others. (FY2023 funding is \$2.6 million.)
- *Elder Justice/Adult Protective Services (APS)* provides funding for demonstration grants to states to enhance their APS Systems, technical assistance to states with regard to the national APS data collection effort, research in the areas of elder abuse, neglect, and exploitation. (FY2023 funding is \$15.0 million.)

Title V. Community Service Senior Opportunities Act

Title V, Community Service Senior Opportunities Act, also known as Community Service Employment for Older Americans (CSEOA) or the Senior Community Service Employment Program (SCSEP), has as its purpose the promotion of useful part-time opportunities in community service activities for unemployed low-income²² persons who are 55 years or older and who have poor employment prospects. The Title V program is administered by DOL's Employment and Training Administration; it is the only OAA program not administered by HHS under ACL. For FY2023, Title V represents 17.0% of OAA discretionary funding (\$405.0 million out of \$2.378 billion). DOL allocates Title V funds for grants based on a statutory funding formula to state agencies in all 50 states, the District of Columbia, Puerto Rico, and the U.S. territories, and to national organizations. There is a 10% nonfederal match requirement for Title V grant activities.

SCSEP participants are placed in part-time positions working in a variety of community service activities, such as day care centers, senior centers, schools, and hospitals.²³ Participants work part-time and receive on-the-job experience and skills. The program operates on a program year (PY) basis from July 1 through June 30.²⁴ For PY2022 (ending June 30, 2023), the program is

²² Participants' incomes must be no greater than 125% of the federal poverty guidelines, 20 C.F.R. §641.500. For more information about the Community Service Employment for Older Americans (CSEOA) program, see CRS Report R45626, *Older Americans Act: Senior Community Service Employment Program*.

²³ U.S. Department of Labor, *Senior Community Service Employment Program*, <https://www.dol.gov/agencies/eta/Seniors>.

²⁴ Per OAA Section 517(b), CSEOA is forward funded; for example, dollars appropriated in FY2022 (October 1, 2021 to September 30, 2022) are used for PY2022 (July 1, 2022 to June 30, 2023).

supporting a projected 42,228 participants. For PY2023 (ending June 30, 2024), the program is projected to support 42,281 participants.²⁵ Enrollees are paid no less than the highest of the federal minimum wage, the state or local minimum wage, or the prevailing wage paid by the same employer for similar public occupations. In addition to wages, enrollees receive training, physical examinations, personal and job-related counseling, transportation for employment purposes (under certain circumstances), and placement assistance into unsubsidized jobs.

Title VI. Grants for Services for Native Americans

Title VI authorizes funds for supportive and nutrition services to older Native Americans. Funds are awarded directly by ACL to Indian tribal organizations, Native Alaskan organizations, and nonprofit groups representing Native Hawaiians. To be eligible for funding, a tribal organization must represent at least 50 Native Americans aged 60 and older. There is no requirement for tribal organizations to match these grant funds. In FY2022, grants were awarded to 282 tribal organizations representing over 400 tribal nations.²⁶ The program provides services such as transportation, home-delivered and congregate nutrition services, information and referral, and a wide range of home care services. Title VI also authorizes caregiver support services to Native American elders. Respite, caregiver training, information and outreach, counseling, and support groups are among the services provided. For FY2023, these programs received \$50.3 million (\$38.3 million for supportive and nutrition services, and \$12.0 million for family caregivers).

Title VII. Vulnerable Elder Rights Protection Activities

Title VII authorizes the long-term care ombudsman program as well as Elder Abuse, Neglect, and Exploitation Prevention Programs. For FY2023, these programs are funded at a total of \$26.7 million. The majority of Title VII funding (\$21.9 million, or 82.1%, in FY2023) is directed at the long-term care ombudsman program, which investigates and resolves complaints of residents in nursing facilities, board and care facilities, and other adult care homes. There is no requirement for tribal organizations to match these grant funds. In 2021, ombudsmen representatives worked on 164,299 resident complaints, partially or fully resolving 71% them.²⁷

FY2023 Appropriations Overview

Funding for most OAA programs is provided in annual appropriations through the Departments of Labor, Health and Human Services, and Education, and Related Agencies (LHHS) Appropriations Act. The Consolidated Appropriations Act, 2023 (P.L. 117-328), Division H, Departments of Labor, Health and Human Services, and Education, and Related Agencies Appropriations Act, 2023, provided discretionary appropriations for OAA programs, projects, and activities under ACL's Aging and Disability Services Programs budget authority and the

²⁵ Department of Labor Employment and Training Administration, *FY2024 Congressional Budget Justification, Community Service Employment for Older Americans*, p. CSEOA-10, <https://www.dol.gov/sites/dolgov/files/general/budget/2024/CBJ-2024-V1-05.pdf>.

²⁶ ACL, *Fiscal Year 2024 Justification of Estimates for Appropriations Committees*, p. 97, <https://acl.gov/about-acl/budget>; USAging and Miami University Scripps Gerontology Center, *National Survey of Title VI Programs 2020 Report: Serving Tribal Elders Across the United States*, 2021, <https://www.usaging.org/Files/TitleVI-Survey-Report-USAging-508.pdf>, p.4. Tribal organization allocation tables are at ACL, *Older Americans Act (OAA)*, <https://acl.gov/about-acl/older-americans-act-oaa>.

²⁷ ACL, *Fiscal Year 2024 Justification of Estimates for Appropriations Committees*, p. 136.

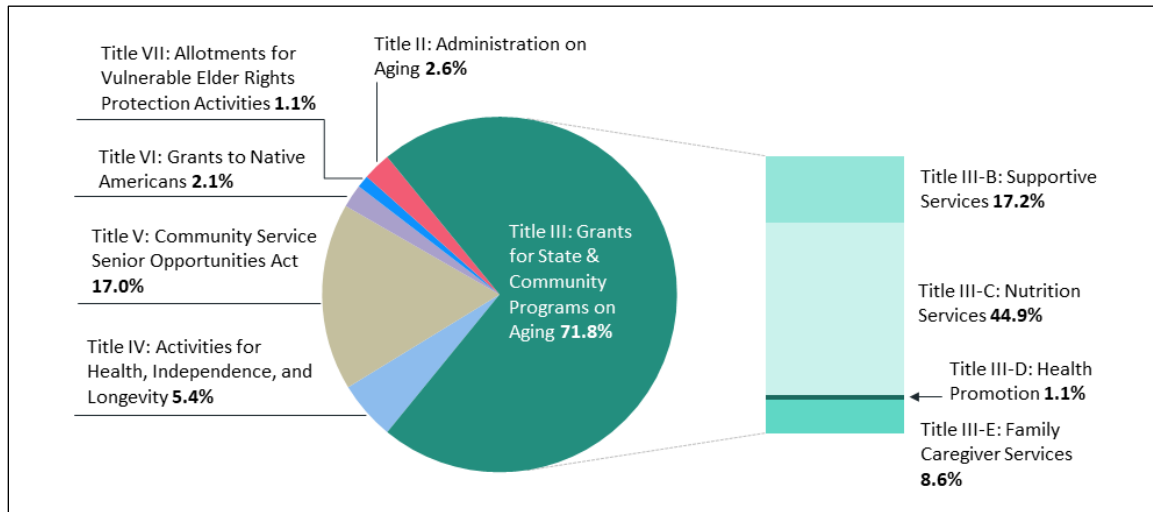
Department of Labor budget authority at an estimated total of \$2.314 billion for FY2023.²⁸ In addition to discretionary appropriations, provisions in the LHHS Act transfer mandatory funding to certain OAA programs. For example, the Falls Prevention Program and Alzheimer’s Disease Program, both authorized under OAA Title IV, receive a transfer of mandatory funding from the Public Health Prevention Fund (PPHF). The Senior Medicare Patrol Program receives mandatory and discretionary funding from the HCFAC account. Discretionary and mandatory OAA funding for FY2023 totaled \$2.378 billion, which is \$154.7 million (7.0%) more than the FY2022 level.

Figure 2 shows the distribution of FY2023 OAA total funding by title, with program-level detail for Title III State and Community Programs on Aging. Title III programs received the largest proportion of OAA funding, with 71.8% of funding appropriated to nutrition, supportive services, family caregivers, and health promotion activities. About one-fifth of OAA funding (17.0%) is allocated to Title V, the CSEOA Program. The remaining funds are allocated to AOA-administered activities under Titles II (2.6%) and IV (5.4%), grants to Native Americans under Title VI (2.1%), and vulnerable elder rights protection activities under Title VII (1.1%).

Several OAA programs saw increases in funding for FY2023 compared with FY2022-enacted levels. Title III programs received a \$100.0 million increase for home-delivered nutrition services (10.3% increase), an additional \$11.4 million for supportive services and senior centers (2.9% increase), an additional \$11.1 million for the National Family Caregiver Support Program (5.7% increase), and an additional \$1.5 million for disease prevention and health promotion services (6.0% increase). Title IV programs received an additional \$20.8 million (19.5% increase). Title VI grants for services to Native Americans received an increase of \$2.7 million for supportive, nutrition, and caregiver services (5.7% increase). The long-term care ombudsman program under Title VII received a \$2.0 million increase (10.1% increase).

²⁸ Program administration funding reflects administration costs for ACL-administered programs authorized under OAA as well as the Developmental Disabilities Assistance and Bill of Rights Act (DD Act), the Help America Vote Act (HAVA), the Assistive Technology (AT) Act, the Rehabilitation Act, the Public Health Service Act (PHSA), the Elder Justice Act (EJA), the Recognize, Assist, Include, Support, and Engage (RAISE) Family Caregivers Act, the Supporting Grandparents Raising Grandchildren Act, and Medicare Improvements for Patients and Providers Act (MIPPA); see ACL, *Fiscal Year 2023 Justification of Estimates for Appropriations Committees*, p. 266.

Figure 2. Older Americans Act, FY2023 Funding
Funding as a percentage of OAA total, \$2.378 billion



Source: Explanatory statement submitted by Mr. Leahy, Chair of the Senate Committee on Appropriations regarding the H.R. 2617, Consolidated Appropriations Act, 2023, *Congressional Record*, December 20, 2022, <https://www.congress.gov/117/crec/2022/12/20/168/198/CREC-2022-12-20-bk2.pdf#page=339>, pp. S8891, S9118, S9160-S9163; email communication with G. Steven Hagy, director, ACL Office of Budget and Finance, January 12 and April 11, 2023; HHS, ACL, *Operating Plan for FY2023*, https://acl.gov/sites/default/files/Budget/FY_2023_ACL_Operating_Plan_508.pdf

Note: Sums may not total due to rounding.

OAA Funding History

Overall, total annual OAA funding has increased over the 11-year period from FY2013 through FY2023, with the largest one-year increase in funding (55.4%) from FY2019 to FY2020 due to supplemental funding to respond to the needs of seniors during the COVID-19 pandemic (not adjusted for inflation; see **Figure 3**). For FY2021, total OAA funding, including supplemental funding, was at the highest level (\$3.788 billion for FY2021) in the act's 55-year history. When comparing OAA total funding without the COVID-19 supplemental funding, FY2023 funding (\$2.378 billion) is 7.0% higher than the previous fiscal year. Prior to FY2020, total OAA funding levels had remained below the FY2010 level, when funding was at its previously highest level of \$2.374 billion (not shown) due to supplemental funding provided to the CSEOA Program to serve low-income seniors affected by the Great Recession.

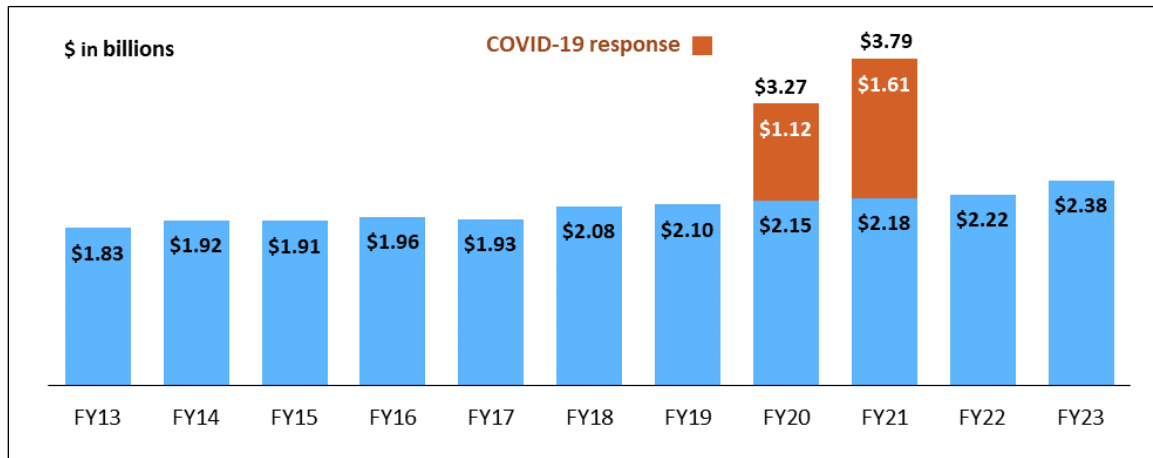
Total OAA funding declined from FY2012 (not shown) to FY2013, when funding was at \$1.834 billion, its lowest level over the 11-year period. Most of the 5.8% reduction from FY2012 to FY2013 was attributable to sequestration.²⁹ Funding increased from the FY2013 level in FY2014, then remained relatively level through FY2016. FY2017 saw a slight funding decrease from the

²⁹ The Budget Control Act of 2011 (BCA; P.L. 112-25) tasked a Joint Select Committee on Deficit Reduction with developing a deficit reduction plan for Congress and the President to enact by January 15, 2012. The absence of deficit reduction legislation being enacted by that date triggered an automatic spending reduction process that included sequestration. This sequestration affected OAA programs through a 5% reduction in nonexempt nondefense discretionary funding in FY2013. In addition, the Consolidated and Further Continuing Appropriations Act, 2013 (P.L. 113-6), which generally funded discretionary HHS and Department of Labor (DOL) programs for FY2013 at their FY2012 levels, also included an across-the-board rescission of 0.2% per Section 3004.

prior year, with total OAA funding at 1.4% less than FY2016; most of the decrease was due to a 7.9% reduction to Title V CSEOA funding in FY2017.

Total OAA funding (not including the COVID-19 supplemental funding) has increased slightly each year since FY2017. Total OAA funding saw annual increases from prior year funding levels, increasing by 7.8% in FY2018, 0.8% in FY2019, 2.1% in FY2020, 1.6% in FY2021, and 2.0% in FY2022. The 7.0% increase in total OAA funding from FY2022 to FY2023 was the largest increase since FY2018; most of the increase was attributable to increased funding for Title III grant programs, including additional for congregate and home-delivered nutrition services. (Amounts in this discussion are not adjusted for inflation.) For programs and activities funded by OAA title since FY2016, see **Table A-1**.

Figure 3. Total Funding for Older Americans Act Programs, FY2013-FY2023



Source: Prepared by CRS based on appropriations legislation, committee reports, explanatory statements, and agency operating plans. Amounts are nominal dollars (not adjusted for inflation).

Notes: Includes discretionary funding in annual appropriations laws, and discretionary and mandatory funding in additional appropriations related to COVID-19 response.

Appendix A. Older Americans Act Programs: FY2016-FY2023 Funding

Table A-1 shows the funding history for OAA programs for FY2016 through FY2023. It includes discretionary funding that is provided or allocated through the Departments of Labor, Health and Human Services, and Education, and Related Agencies (LHHS) Appropriations Act. It also includes funding transferred by provisions in the LHHS act from two mandatory sources—the Prevention and Public Health Fund (PPHF) and the Health Care Fraud and Abuse Control (HCFAC) account. **Table A-1** also includes discretionary and mandatory funding in COVID-19 relief legislation. Amounts are not adjusted for inflation. The table includes several nonadd lines—in italicized font with funding amounts in parentheses—for specific programs within a larger budget account (i.e., Nutrition Services).

Amounts shown in **Table A-1** also account for the following:

- Annual and supplemental appropriations for FY2020, which are shown in two columns:
 - “FY2020 Annual Approps.” Includes discretionary funding and transfers of mandatory funding provided by P.L. 116-94, Further Consolidated Appropriations Act 2020.
 - “FY2020 Supplemental Approps.” includes total discretionary funding provided by P.L. 116-127, Families First Coronavirus Response Act and P.L. 116-136, Coronavirus Aid, Relief, and Economic Security Act (CARES Act).
- Annual and additional appropriations for FY2021, which are shown in two columns:
 - “FY2021 Annual Approps.” includes discretionary funding and transfers of mandatory funding provided by P.L. 116-260, Consolidated Appropriations Act, 2021, Division H, Departments of Labor, Health and Human Services, and Education, and Related Agencies Appropriations Act, 2021.
 - “FY2021 Additional Approps.” includes mandatory funding provided by P.L. 116-260, Consolidated Appropriations Act, 2021, Division N, Additional Coronavirus Response and Relief; and P.L. 117-2, American Rescue Plan Act of 2021.

Table A-1. Funding for the Older Americans Act (OAA) Programs: FY2016-FY2023

(\$ in millions)

OAA Programs	FY2016	FY2017	FY2018	FY2019	FY2020 Annual Approps ^a	FY2020 Supplemental Approps ^b	FY2021 Annual Approps ^c	FY2021 Additional Approps ^d	FY2022	FY2023
Title II: Administration on Aging	\$51.359	\$51.359	\$54.360	\$54.360	\$54.360	\$50.000	\$54.360	0	\$55.360	\$60.860
Program administration ^e	40.063	40.063	41.063	41.063	41.063	0	41.063	0	42.063	47.063
Aging network support activities ^f	3.896 ^g	3.896	3.896	3.896	3.896	0	3.896	0	3.896	3.896
Aging and Disability Resource Centers	6.119	6.119	8.119	8.119	8.119	50.000	8.119	0	8.119	8.619
Elder rights support activities ^h	1.281	1.281	1.282	1.282	1.282	0	1.282	0	1.282	1.282
Title III: Grants for State and Community Programs on Aging	\$1,352.911	\$1,358.411	\$1,487.261	\$1,497.861	\$1,537.611	\$1,020.000	\$1,558.111	\$1,567.000	\$1,584.111	\$1,708.092
Supportive services and centers	347.724	350.224	385.074	385.074	390.074	200.000	392.574	460.000	398.574	410.000
Family caregivers ⁱ	150.586	150.586	180.586	181.186	185.936	100.000	188.936	145.000	193.936	205.000
Disease prevention/health promotion	19.848	19.848	24.848	24.848	24.848	0	24.848	44.000	24.848	26.339
Nutrition services	834.753	837.753	896.753	906.753	936.753	720.000 ^j	951.753	918.000	966.753	1,066.753
Congregate meals (nonadd)	448.342	450.342	490.342	495.342	510.342	80.000 ⁱ	515.342	300.000	515.342	540.342
Home-delivered meals (nonadd)	226.342	227.342	246.342	251.342	266.342	640.000 ⁱ	276.342	618.000 ^k	291.342	366.342
Nutrition services incentive grants (nonadd)	160.069	160.069	160.069	160.069	160.069	0	160.069	0	160.069	160.069
Title IV: Activities for Health, Independence, and Longevity	\$62.358	\$64.358	\$77.657	\$82.657	\$80.657	0	\$91.657	0	\$106.657	\$127.457
Elder rights support activities ^l	10.593	12.593	14.592	14.592	14.592	0	16.592	0 ^m	17.592	17.592
Aging network support activities ^f	6.065 ^g	6.065	8.565	13.565	8.565	0	12.565	0	14.565	26.565
Alzheimer's Disease Program ⁿ	—	—	8.800	8.800	11.800	0	12.800	0	14.800	16.800
Alzheimer's Disease Program (PPHF) ^o	14.700	14.700	14.700	14.700	14.700	0	14.700	0	14.700	14.700

OAA Programs	FY2016	FY2017	FY2018	FY2019	FY2020 Annual Approps^a	FY2020 Supplemental Approps^b	FY2021 Annual Approps^c	FY2021 Additional Approps^d	FY2022	FY2023
Chronic Disease Self-Management Education (PPHF) ^o	8.000	8.000	8.000	8.000	8.000	0	8.000	0	8.000	8.000
Elder Falls Prevention	—	—	—	—	—	—	—	—	—	2.500
Elder Falls Prevention (PPHF) ^o	5.000	5.000	5.000	5.000	5.000	0	5.000	0	5.000	5.000
Senior Medicare Patrol Program (HCFAC) ^p	18.000	18.000	18.000	18.000	18.000	0	22.000 ^q	0	32.000 ^q	36.300 ^q
Title V: Community Service Senior Opportunities Act	\$434.371	\$400.000	\$400.000	\$400.000	\$405.000	0	\$405.000	0	\$405.000	\$405.000
Title VI: Grants to Native Americans	\$38.689	\$38.764	\$42.764	\$44.264	\$45.014	\$30.000	\$46.014	\$32.000	\$47.570	\$50.264
Supportive and nutrition services	31.158	31.208	33.208	34.208	34.708	30.000	35.208	23.670	36.264	38.264
Native American caregivers	7.531	7.556	9.556	10.056	10.306	0	10.806	8.330	11.306	12.000
Title VII: Allotments for Vulnerable Elder Rights Protection Activities	\$20.658	\$20.658	\$21.658	\$21.658	\$22.658	\$20.000	\$23.658	\$10.000	\$24.658	\$26.658
Long-term care ombudsman program	15.885	15.885	16.885	16.885	17.885	20.000 ^r	18.885	10.000 ^s	19.885	21.885
Elder abuse prevention	4.773	4.773	4.773	4.773	4.773	r	4.773	0	4.773	4.773
TOTAL Older Americans Act Programs	\$1,960.346	\$1,933.550	\$2,083.700	\$2,100.800	\$2,145.300	\$1,120.000	\$2,178.800	\$1,609.000	\$2,223.356	\$2,378.331
<i>Discretionary funding</i>	<i>1,914.646</i>	<i>1,887.850</i>	<i>2,038.000</i>	<i>2,055.100</i>	<i>2,099.600</i>	<i>1,120.000</i>	<i>2,129.100</i>	<i>0</i>	<i>2,163.656</i>	<i>2,314.331</i>
<i>PPHF^o</i>	<i>27.700</i>	<i>27.700</i>	<i>27.700</i>	<i>27.700</i>	<i>27.700</i>	<i>0</i>	<i>27.700</i>	<i>0</i>	<i>27.700</i>	<i>27.700</i>
<i>HCFAC^p</i>	<i>18.000</i>	<i>18.000</i>	<i>18.000</i>	<i>18.000</i>	<i>18.000</i>	<i>0</i>	<i>22.000</i>	<i>0</i>	<i>32.000</i>	<i>36.300</i>

Source: FY2016 to FY2023 Labor-Health and Human Services (HHS)-Education Appropriations Acts and accompanying report and explanatory statement language available at the CRS appropriations status table; P.L. 116-127; P.L. 116-136; P.L. 116-260; P.L. 117-2, P.L. 117-103, P.L. 117-328; various HHS, Administration on Aging (AOA), Administration for Community Living (ACL), and Department of Labor (DOL) budget documents, including budget justifications (FY2017); email communication with G. Steven Hagy, director, AOA/ACL Office of Budget and Finance, 2013 to 2023.

Notes: Includes discretionary funding that is mostly provided or allocated through the Departments of Labor, Health and Human Services, and Education, and Related Agencies (LHHS) Appropriations Act. It includes mandatory funding transferred by provisions in the LHHS act from the Prevention and Public Health Fund (PPHF) and the Health Care Fraud and Abuse Control (HCFA) account. It also includes discretionary and mandatory funding in COVID-19 relief legislation.

- a. This column reflects FY2020 appropriations in P.L. 116-94, Further Consolidated Appropriations Act, 2020. Funding was to remain available until September 30, 2021.
- b. This column reflects supplemental FY2020 appropriations in P.L. 116-127, Families First Coronavirus Response Act and P.L. 116-136, Coronavirus Aid, Relief, and Economic Security Act (CARES Act). Funding was to remain available until September 30, 2021.
- c. This column reflects discretionary and mandatory funding provided by P.L. 116-260, Consolidated Appropriations Act, 2021, Division H, Departments of Labor, Health and Human Services, and Education, and Related Agencies Appropriations Act, 2021.
- d. This column reflects mandatory additional funding provided by P.L. 116-260, Consolidated Appropriations Act, 2021, Division N, Additional Coronavirus Response and Relief, which was to remain available until September 30, 2022; and P.L. 117-2, American Rescue Plan Act, 2021, which was to remain available until expended.
- e. Amounts reflect program administration costs for aging and disability services programs administered by ACL, not just aging services programs administered by AOA.
- f. Budget documents provide funds for the National Eldercare Locator (authorized under Title II) and Multigenerational Civic Engagement (authorized under Title IV) together under the “National Eldercare Locator and Engagement” line item. For simplicity, this table includes this funding under Title II Aging network support activities.
- g. Starting in FY2016, budget documents provide funds for the Resource Center on Women and Retirement Planning (authorized under Title IV) and the Pension Counseling and Information Program (authorized under Title II) together under a new “Pension Counseling and Retirement Information” line item. For simplicity, this table includes this funding under Title II Aging network support activities.
- h. Elder rights support activities include the National Center on Elder Abuse and the National Long-Term Care Ombudsman Resource Center (both authorized under Title II), and Model Approaches to Statewide Legal Assistance and National Legal Assistance and Support Projects (both authorized under Title IV). Prior to FY2011, funding for these programs was included in totals for Aging network support activities and Program Innovations.
- i. Funding for Native American family caregiving is shown in Title VI.
- j. P.L. 116-127, the Families First Coronavirus Response Act, provided \$240.0 million in supplemental funding for OAA Title III nutrition services (\$80.0 million for congregate nutrition and \$160.0 million for home-delivered nutrition). P.L. 116-136, the Coronavirus Aid, Relief, and Economic Security (CARES) Act, provided \$480.0 million in supplemental funding for OAA Title III nutrition services that ACL allocated to states and territories under their home-delivered nutrition programs.
- k. P.L. 116-260, Division N, and P.L. 117-2 provided mandatory supplemental funding to OAA nutrition services under Title III-C. For P.L. 116-260, ACL allocated the entire Title III-C nutrition services amount (\$168.0 million) to home-delivered nutrition services. For P.L. 117-2, ACL allocated \$300.0 million to congregate nutrition and \$450.0 to home-delivered nutrition. However, of the Title III-C home-delivered and congregate nutrition services program funds received in FY2021, SUAs and AAAs may transfer up to 100% of the funds between the two programs without prior approval, per P.L. 116-260, Division N, Section 732 (email communication with ACL Budget Director, January 7, 2021 and March 15, 2021; P.L. 116-260, Division N, Sec. 732).
- l. Elder rights support activities also include Elder Justice/Adult Protective Services (APS) funding (\$15,000,000 in FY2023), which is authorized under both OAA Title IV and Social Security Act Title XX-B. ACL does not break out the funding further between the two authorities. For simplicity, CRS counts this funding under Elder Rights Support Activities (OAA Title IV).

- m. P.L. 116-260, Division N, appropriated \$100.0 million in mandatory funding for activities authorized by the Elder Justice Act, to prevent, prepare for, and respond to coronavirus. ACL announced that \$93.9 million of that amount would be available for “Grants to Enhance Adult Protective Services to Respond to COVID-19,” *Federal Register*, February 1, 2021, 86 FR 7726, <https://www.federalregister.gov/d/2021-02091>. This funding is outside the scope of this report.
- n. The Consolidated Appropriations Act, 2018 (P.L. 115-141), streamlined ACL’s four Alzheimer’s disease programs (Alzheimer’s Disease Supportive Services, Alzheimer’s Disease Initiative—Specialized Supportive Services, Alzheimer’s Disease Initiative—Communications, and the National Alzheimer’s Call Center previously funded under Aging Network Support Activities) into a single Alzheimer’s Disease Program. For each of FY2018 through FY2021, in addition to discretionary funds, the Alzheimer’s Disease Program also received \$14.7 million in mandatory funds from the Prevention and Public Health Fund (PPHF).
- o. The Prevention and Public Health Fund (PPHF) was established in Section 4002 of the Affordable Care Act (ACA; P.L. 111-148, as amended). The PPHF has its own appropriation (provided by its authorizing law) and its own account within the HHS Office of the Secretary. In recent years, appropriators have directed specific amounts of annual PPHF funding to specific ACL programs (in addition to other HHS agencies) through LHHS Appropriations Acts and accompanying report language.
- p. The Centers for Medicare and Medicaid Services (CMS) Health Care Fraud and Abuse Control (HCFAC) account distributes funding to various antifraud activities from the Medicare Trust Fund at the joint discretion of the HHS Secretary and Attorney General, and distributes certain discretionary appropriations at the discretion of Congress. In FY2016, the Consolidated Appropriations Act, 2016 (P.L. 114-113), changed the source of discretionary funding for the Senior Medicare Patrol program from that funded under ACL appropriations to CMS HCFAC appropriations. Subsequent annual appropriations laws have continued this practice, with some changes over time. The FY2016 and FY2017 appropriations laws did not specify an amount for these activities. Appropriations laws in the subsequent years required the HHS Secretary to provide minimum funding in the following amounts from HCFAC for the Senior Medicare Patrol program: for FY2018 and FY2019, not less than \$17.621 million; for FY2020, not less than \$18.000 million; for FY2021, not less than \$20.000 million; for FY2022, not less than \$30.000 million; for FY2023, not less than \$35.000 million. Appropriations laws for FY2021, FY2022, and FY2023 gave HHS the authority to use discretionary HCFAC appropriations and/or mandatory HCFAC appropriations for the Senior Medicare Program.
- q. Starting in FY2021, Senior Medicare Patrol totals include HCFAC “wedge” (mandatory) funding in addition to discretionary HCFAC appropriations. For each of FY2021 and FY2022, HCFAC wedge funding was \$2.0 million; for FY2023, ACL estimates \$1.3 million in wedge funding. *FY2024 ACL Congressional Budget Justification*, p. 26, <https://acl.gov/sites/default/files/2023-03/FY2024ACL-CJ-508.docx>.
- r. P.L. 116-136, the Coronavirus Aid, Relief, and Economic Security Act (CARES Act), provides \$20.0 million for OAA Title VII services that ACL allocated to the long-term care ombudsman program.
- s. In addition, P.L. 116-260, Division N, appropriated in mandatory funding \$100.0 million for activities authorized by the Elder Justice Act to prevent, prepare for, and respond to coronavirus. ACL announced that \$4.0 million of that amount would be available for “Grants to Enhance Capacity of Long-Term Care Ombudsman Programs to Respond to Complaints of Abuse and Neglect of Residents in Long-Term Care Facilities During the COVID-19 Public Health Emergency,” *Federal Register*, February 1, 2021, 86 FR 7728, <https://www.federalregister.gov/d/2021-02092>.
- t. Total for “discretionary funding” does not include discretionary HCFAC appropriations which are accounted for in the HCFAC funding total.

Appendix B. Authorizations of Appropriations for Older Americans Act (OAA) Programs

Table B-1 provides authorizations of appropriations under the Older Americans Act, as amended by P.L. 116-131. Authorizations of appropriations are shown by OAA title and program or activity (Titles II through VII). No authorizations of appropriations are under Title I of the act.

Authorizations of appropriations for each fiscal year (FY2020 through FY2024) have been summed to show a total amount for each year (bottom of **Table B-1**). However, this total amount includes only those OAA authorizations of appropriations with a discrete amount specified in statute, which applies to almost all authorizations of appropriations. The one exception is under OAA Title VII, Subtitle B, Native American Organization and Elder Justice Provisions. OAA Section 751 authorizes to be appropriated “such sums as may be necessary” for Native American elder rights program and grants for state elder justice systems. **Table B-1** shows the authorizations of appropriations by OAA title and program or activity (first column). The second column describes any amendments or changes to statutory language under P.L. 116-131. The last five columns show the authorizations of appropriations amounts for each program or activity for FY2020 through FY2024, with a total amount summed below for each fiscal year.

Table B-1. Authorizations of Appropriations for Older Americans Act as Amended by the Supporting Older Americans Act of 2020 (P.L. 116-131)

	OAA Statutory Reference	Authorizations of Appropriations				
		FY2020	FY2021	FY2022	FY2023	FY2024
Title II, Administration on Aging (AOA)						
Administration, Salaries, and Expenses of AOA	§216(a) authorizes to be appropriated for administration, salaries, and expenses of the Administration	\$43,937,410	\$46,573,655	\$49,368,074	\$52,330,158	\$55,469,968
Eldercare Locator	§216(b)(1) authorizes to be appropriated to carry out §202(a)(21), relating to the National Eldercare Locator Service	\$2,180,660	\$2,311,500	\$2,450,190	\$2,597,201	\$2,753,033
Pension Counseling and Information Program	§216(b)(2), relating to Pension Counseling and Information Programs, authorizes to be appropriated	\$1,988,060	\$2,107,344	\$2,233,784	\$2,367,811	\$2,509,880
Elder Rights Support Activities (Title II)	§216(b)(3) authorizes to be appropriated to carry out §202 relating to Elder Rights Support Activities under this title	\$1,371,740	\$1,454,044	\$1,541,287	\$1,633,764	\$1,731,790
Aging and Disability Resource Centers	§216(b)(4) authorizes to be appropriated to carry out §202(b) relating to the Aging and Disability Resource Centers	\$8,687,330	\$9,208,570	\$9,761,084	\$10,346,749	\$10,967,554
Title III, State and Community Programs on Aging						
Supportive Services and Centers	§303(a) authorizes to be appropriated to carry out Part B	\$412,029,180	\$436,750,931	\$462,955,987	\$490,733,346	\$520,177,347
Congregate Nutrition Services	§303(b)(1) authorizes to be appropriated to carry out Subpart 1 of Part C	\$530,015,940	\$561,816,896	\$595,525,910	\$631,257,465	\$669,132,913
Home-Delivered Nutrition Services	§303(b)(2) authorizes to be appropriated to carry out Subpart 2 of Part C	\$268,935,940	\$285,072,096	\$302,176,422	\$320,307,008	\$339,525,428
Disease Prevention and Health Promotion	§303(d) authorizes to be appropriated to carry out Part D	\$26,587,360	\$28,182,602	\$29,873,558	\$31,665,971	\$33,565,929

	OAA Statutory Reference	Authorizations of Appropriations				
		FY2020	FY2021	FY2022	FY2023	FY2024
Family Caregiver Support	§303(e) authorizes to be appropriated to carry out Part E	\$193,869,020	\$205,501,161	\$217,831,231	\$230,901,105	\$244,755,171
Nutrition Services Incentive Program	§311(e) authorizes to be appropriated	\$171,273,830	\$181,550,260	\$192,443,275	\$203,989,872	\$216,229,264
Title IV, Activities for Health, Independence, and Longevity						
Aging Network Support Activities	§411(b)(1) authorizes to be appropriated to carry out aging network support activities under this section	\$14,514,550	\$15,385,423	\$16,308,548	\$17,287,061	\$18,324,285
Elder Rights Support Activities (Title IV)	§411(b)(2) authorizes to be appropriated to carry out elder rights support activities under this section	\$15,613,440	\$16,550,246	\$17,543,261	\$18,595,857	\$19,711,608
Title V, Community Service Senior Opportunities Act						
Community Service Employment for Older Americans	§517(a) authorizes to be appropriated for Title V	\$428,000,000	\$453,680,000	\$480,900,800	\$509,754,848	\$540,340,139
Title VI, Grants for Native Americans						
Indian and Native Hawaiian Programs	§643(1) authorizes to be appropriated for Parts A and B	\$37,102,560	\$39,298,714	\$41,626,636	\$44,094,235	\$46,709,889
Native American Caregiver Support Program	§643(2) authorizes to be appropriated for Part C	\$10,759,920	\$11,405,515	\$12,089,846	\$12,815,237	\$13,584,151
Title VII, Vulnerable Elder Rights Protection Activities						
Subtitle A—State Programs						
Long-Term Care Ombudsman Program (Chapter 2)	§702(a) to authorize to be appropriated to carry out Chapter 2	\$18,066,950	\$19,150,967	\$20,300,025	\$21,518,027	\$22,809,108
Elder Abuse, Neglect, and Exploitation Prevention Program (Chapter 3) and State Legal Assistance Development Program (Chapter 4)	§702(b) to authorize to be appropriated to carry out Chapters 3 and 4	\$5,107,110	\$5,413,537	\$5,738,349	\$6,082,650	\$6,447,609

	OAA Statutory Reference	Authorizations of Appropriations				
		FY2020	FY2021	FY2022	FY2023	FY2024
Subtitle B—Native American Organization and Elder Justice Provisions						
Native American Elder Rights Program and Grants for State Elder Justice Systems	§751(d) authorizes to be appropriated such sums as may be necessary (SSAN) for FY2007 and subsequent fiscal years	SSAN	SSAN	SSAN	SSAN	SSAN
Total Authorization of Appropriations^a		\$2,190,041,000	\$2,321,413,461	\$2,460,668,267	\$2,608,278,365	\$2,764,745,066

Source: The Older Americans Act, as amended by the Supporting Older Americans Act of 2020, P.L. 116-131.

- a. The “Total Authorization of Appropriations” do not include an amount for OAA §751(d) under Subtitle B, Native American Organizations and Elder Justice Provisions.

Author Information

Kirsten J. Colello
Specialist in Health and Aging Policy

Angela Napili
Senior Research Librarian

Acknowledgments

Isobel Sorenson, CRS Research Assistant, provided assistance with data updates for this report.

Key Policy Staff

Area of Expertise	Name
Older Americans Act (General)	Kirsten J. Colello
OAA Title V, Community Service Employment for Older Americans (CSEOA) or Senior Community Service Employment Program (SCSEP)	Benjamin Collins
Family Caregiving (General); OAA Title III-Part E, National Family Caregiver Support Program (NFCSP)	Jared S. Sussman

Disclaimer

This document was prepared by the Congressional Research Service (CRS). CRS serves as nonpartisan shared staff to congressional committees and Members of Congress. It operates solely at the behest of and under the direction of Congress. Information in a CRS Report should not be relied upon for purposes other than public understanding of information that has been provided by CRS to Members of Congress in connection with CRS's institutional role. CRS Reports, as a work of the United States Government, are not subject to copyright protection in the United States. Any CRS Report may be reproduced and distributed in its entirety without permission from CRS. However, as a CRS Report may include copyrighted images or material from a third party, you may need to obtain the permission of the copyright holder if you wish to copy or otherwise use copyrighted material.