

LA-NUREG-6818-MS


Informal Report

NRC-1 and UC-34c

C3

**CIC-14 REPORT COLLECTION
REPRODUCTION
COPY**

**FPDCYS and FPSPEC: Computer Programs for
Calculating Fission-Product Beta and Gamma
Multigroup Spectra from ENDF/B-IV Data**



Issued: May 1977



los alamos
scientific laboratory

of the University of California

LOS ALAMOS, NEW MEXICO 87545

An Affirmative Action/Equal Opportunity Employer

UNITED STATES
ENERGY RESEARCH AND DEVELOPMENT ADMINISTRATION
CONTRACT W-7405-ENG. 36

This work supported by the US Nuclear Regulatory Commission, Division of Safeguards, Fuel Cycle and Environmental Research.

Printed in the United States of America. Available from
National Technical Information Service
U.S. Department of Commerce
5285 Port Royal Road
Springfield, VA 22161
Price: Printed Copy \$5.00 Microfiche \$3.00

NOTICE

This report was prepared as an account of work sponsored by the United States Government. Neither the United States nor the United States Nuclear Regulatory Commission, nor any of their employees, nor any of their contractors, subcontractors, their employees, makes any warranty, express or implied, or assumes any legal liability or responsibility for the accuracy, completeness or usefulness of any information, apparatus, product or process disclosed, or represents that its use would not infringe privately owned rights.



FPDCYS and FPSPEC: Computer Programs for Calculating Fission-Product Beta and Gamma Multigroup Spectra from ENDF/B-IV Data



M. G. Stamatelatos
T. R. England

Manuscript completed: May 1977
Issued: May 1977

FPDCYS AND FPSPEC: COMPUTER PROGRAMS
FOR CALCULATING FISSION-PRODUCT
BETA AND GAMMA MULTIGROUP SPECTRA
FROM ENDF/B-IV DATA

by

M. G. Stamatelatos and T. R. England

ABSTRACT

FPDCYS and FPSPEC are two FORTRAN computer programs used at the Los Alamos Scientific Laboratory (LASL), in conjunction with the CINDER-10 program, for calculating cumulative fission-product beta and/or gamma multigroup spectra in arbitrary energy structures, and for arbitrary neutron irradiation periods and cooling times. FPDCYS processes ENDF/B-IV fission-product decay energy data to generate multigroup beta and gamma spectra from individual ENDF/B-IV fission-product nuclides. FPSPEC further uses these spectra and the corresponding nuclide activities calculated by the CINDER-10 code to produce cumulative beta and gamma spectra in the same energy grids in which FPDCYS generates individual isotope decay spectra. The code system consisting of CINDER-10, FPDCYS, and FPSPEC has been used for comparisons with experimental spectra and continues to be used at LASL for generating spectra in special user-oriented group structures.

I. INTRODUCTION

A computer code system has been developed at the Los Alamos Scientific Laboratory (LASL) to calculate fission-product beta and gamma decay energies and spectra from thermal, fast, and 14-MeV neutron-induced fission of a number of important fissionable nuclides (including ^{232}Th , ^{233}U , ^{235}U , ^{238}U , ^{239}Pu , and ^{241}Pu). This system has been used for a wide range of neutron irradiation periods (10^{-4} to 10^{13} s) and for cooling times from fractions of one second to many years.¹⁻³ There are many reactor safety and safeguards areas and other applications where this type of information is of interest. In recent years, great emphasis has been placed on obtaining experimental and computational

information of this kind at short cooling times for nuclear reactor safety studies of the hypothetical loss-of-coolant accident. In this connection, comparisons have been made between computational and experimental results, in the form of total decay heating and/or radiation (beta and/or gamma) spectra, measured at a number of research establishments (e.g., Los Alamos Scientific Laboratory, Oak Ridge National Laboratory, Intelcom Rad Tech, and the University of Illinois).²⁻³ Such benchmark comparisons have demonstrated the accuracy of both the general computational methods and the specific input data. Subsequently, the code system and data have proved to be of use in nonreactor applications.

The most complete and up-to-date sources of fission-product data are the Evaluated Nuclear Data Files (ENDF/B) Version IV whose contents are summarized in Ref. 4. These files contain cross sections, fission-yield sets, and decay parameters for 824 important fission products. Spectral data (i.e., beta end-point energies and intensities, gamma line energies and intensities) exist for the most important decay-heat contributors among the 824 nuclides. Thus, beta spectral data exist for 163 fission products and gamma spectral data exist for 172 nuclides (nuclides emitting both beta and gamma radiation are included separately in both types of radiation counts).

The computer codes discussed in this report, FPDCYS and FPSPEC, are essentially designed to use ENDF/B-IV data.* Use of alternate data sets, depending upon their formats, would require some program input modifications. Beyond the input format, however, the programs are general and would need no further changes if used with fission-product files other than ENDF/B-IV.

FPDCYS and FPSPEC are part of a LASL computer system shown schematically in Fig. 1. The CINDER-10 code is the latest and most versatile version of a well-known fission-product and depletion code. The most recent documentation on the CINDER code is Ref. 5. The additional features of version 10 are discussed in Ref. 6. This code calculates fission-product and actinide concentrations, activities, gaseous contents, energy releases, effective group absorption cross sections, etc., for any fissionable nuclide mixture irradiated in arbitrary neutron fluxes for arbitrary intervals of time and for arbitrary cooling times. The spectral codes discussed in this report utilize a small portion of the

* A single fission-product file in ENDF/B-IV format with corrections as in Ref. 4 was used.

CINDER-10 output, namely fission-product activities and total decay energies at the instant of time when corresponding spectra are sought.

CINDER-10 also incorporates a spectral subroutine capable of utilizing the multigroup data produced by the FPDCYS code. This feature has been used for few-group (~20) spectral calculations and also for multigroup calculations involving a limited number of nuclides. However, decay energies are the only major nuclide parameters that are usually not needed in calculations of the behavior of coupled nuclides. Therefore, to conserve computer storage, most spectral calculations have been made subsequent to the calculation of activities using the FPSPEC code. This also permits calculation of any number of spectral groupings for a single run of the CINDER-10 code.

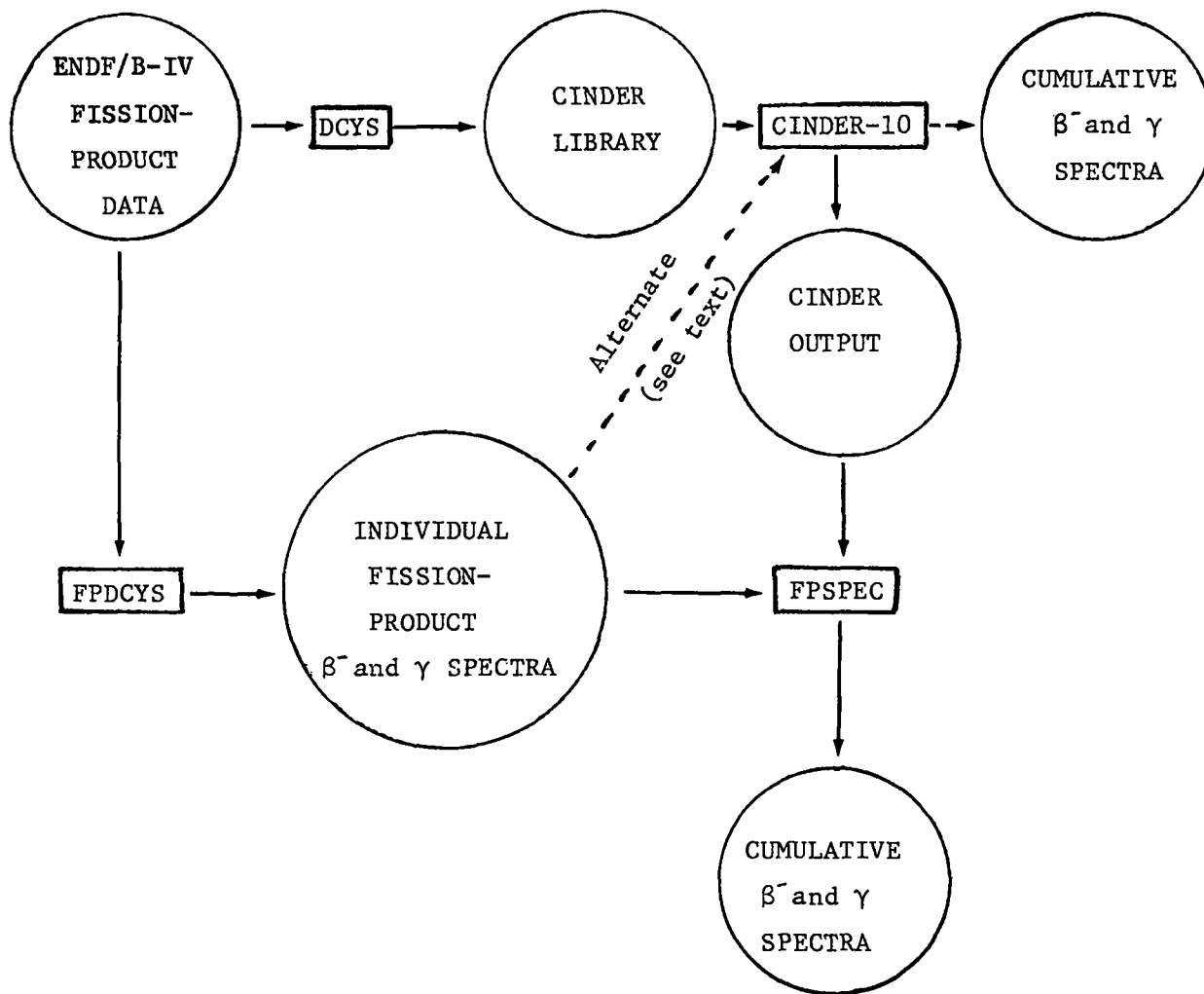


Fig. 1.

LASL Code System for generating multigroup β^- and γ fission-product spectra.

FPDCYS reads the same ENDF/B-IV fission-product file used for preparing the CINDER library to generate multigroup beta and gamma spectra for individual nuclides for which spectral data exist on the ENDF/B-IV file.

FPSPEC combines the individual spectra from FPDCYS and the nuclide activities from CINDER-10 to generate cumulative fission-product spectra for any irradiation and shutdown condition desired. Both the beta and the gamma spectra are generated in multigroup form of arbitrary size grid.

II. THE FPDCYS PROGRAM

The FPDCYS code incorporates a number of options for computing multigroup spectra of individual fission-product nuclides. There are four options for calculating beta spectra and two options for calculating gamma spectra. The beta-spectrum options are selected by a flag which controls the calling of one of the four beta-spectrum calculating routines, BETA1, BETA2, BETA3 or BETA4. Similarly, the gamma-spectrum option is selected by another flag which calls one of the two available gamma-spectrum calculating routines, GAMMA1 or GAMMA2. These options are discussed below and a flow diagram is shown in Fig. 2.

The probability of beta disintegration with total relativistic energy W , in electron rest energy units, in group i is

$$N_i(Z) = \int_{W_i}^{W_{i+1}} N(Z,W) dW \quad , \quad (1)$$

where W_i and W_{i+1} are the i -th group energy boundaries, Z is the atomic number, and $N(W) dW$ is the probability of beta disintegration with energy in the W to $W + dW$ interval:⁷⁻⁸

$$N(Z,W) dW = C |M|^2 F(Z,W) K(W) W(W^2-1)^{\frac{1}{2}} (W_0-W)^2 dW \quad , \quad (2)$$

where

$F(Z,W)$ = electron density ratio or Fermi function,

C = a constant,

$|M|^2$ = the square modulus of the transition matrix element,
 W_0 = maximum value of W ,
 $K(W)$ = shape factor dependent upon the type of transition (allowed, forbidden unique, etc.).

The electron density ratio, $F(Z,W)$, has a relativistic form,^{7,8}

$$F_R(Z,W) = \frac{4(1+\frac{S}{2})}{|\Gamma(3+2S)|^2} \left(\frac{2R}{\lambda_C}\right)^{2S} e^{\pi y} (W^2-1)^S |\Gamma(1+S+iy)|^2, \quad (3)$$

where

$$S = (1-\alpha^2 Z^2)^{\frac{1}{2}} - 1, \quad (4)$$

$$\lambda_C = \frac{\hbar}{m_e c} \approx 386 \times 10^{-13} \text{ cm}, \quad (5)$$

the rationalized wavelength of the electron,

$$\alpha = \frac{e^2}{\hbar c} \approx \frac{1}{137}, \quad (6)$$

the fine structure constant, and a nonrelativistic form,⁷

$$F_N = \frac{2\pi y}{1-\exp(-2\pi y)}, \quad (7)$$

where

$$y = \alpha Z W (W^2-1)^{-\frac{1}{2}}. \quad (8)$$

A well-known expression for R , the nuclear radius, is⁹

$$R = \left(1.123A^{\frac{1}{3}} - 0.941A^{-\frac{1}{3}}\right) \times 10^{-13} \text{ cm}. \quad (9)$$

The difference among the four beta-spectrum subroutines given as options depends mainly on the way in which the Fermi function, $F(Z,W)$, is represented and calculated.

Since the relativistic form of $F(Z,W)$, Eq. (3), makes Eq. (1) nonintegrable analytically, one may resort to numerically integrating Eq. (1). Subroutine BETA2 provides a variable-grid Simpson integration method designed to iterate until the user-requested accuracy is achieved. This method is accurate but quite time-consuming especially when high accuracy (e.g., 0.01%) is requested.

Alternately, one may accelerate the integration of Eq. (1) by calculating $F(Z,W)$ at a number of points per group and applying a histogram integration procedure. Subroutine BETA4 uses such a method with three equidistant points per group.

The remaining two options provided by subroutines BETA1 and BETA3 use approximations to $F(Z,W)$ which make Eq. (1) analytically integrable.

Subroutine BETA1 uses a very simple approximation to $F(Z,W)$ that proved to be of good accuracy and wide use in calculating average beta energies. This method, however, has produced considerably less accurate spectra. It uses a simplified version of the nonrelativistic form of $F(Z,W)$, Eq. (7), namely,^{10,11}

$$F(Z,W) \approx 2\pi y \quad . \quad (10)$$

A new and better approximation to $F(Z,W)$ is used in subroutine BETA3. It consists of replacing the relativistic form of $F(Z,W)$, Eq. (3), by a polynomial expression in W :¹¹

$$F(Z,W) \approx \left(\frac{2R}{\lambda C}\right)^{2S} \left(W^2 - 1\right)^{-1/2} \left[A_0(Z) + A_1(Z) W + A_2(Z) W^2 \right] \quad , \quad (11)$$

where the A 's are functions of the atomic number Z . For a more detailed discussion of this method, the reader should consult Ref. 11.

There are two options for calculating the gamma spectra. One, used in the GAMMA1 subroutine, consists of incorporating the unbroadened gamma lines weighted by their intensities into an arbitrary number of constant-width energy groups over the interval of interest.

When comparing calculated spectra with experimental ones, the latter have an inherent energy broadening which must be accounted for in calculations.

The energy dependence of the line broadening depends on the particular gamma spectrometer used. Line broadening of calculated gamma spectra is of little importance if the chosen energy grid is such that the detector resolution (Full Width at Half Maximum, FWHM) is small by comparison with the group width. If the reverse is true, the broadening can be applied to the multigroup line data without great loss of accuracy. For intermediate cases, however, the gamma lines must be properly broadened before multigrouping. Such a procedure is offered in subroutine GAMMA2.

It is customary to assume that the energy resolution of a spectrometer is essentially Gaussian, i.e., that the gamma line at E_0 is represented by a Gaussian curve about E_0 , the area under which equals the line intensity, I:

$$G = \frac{I}{\sqrt{2\pi} \sigma} \exp \left[-\frac{(E-E_0)^2}{2\sigma^2} \right] . \quad (12)$$

The FWHM of the Gaussian is related to σ by

$$\text{FWHM} = \sigma \sqrt{8 \ln 2} = 2.35482 \sigma \quad , \quad (13)$$

Subroutine GAMMA2 broadens each line according to a prescribed energy dependence of σ (variable SIGMA in the program) and then proceeds with the multigrouping into the required fixed energy grid. Subroutine GAMMA2 contains a specific relationship between σ and energy but it must be replaced with the appropriate one specified for the gamma spectrometer under consideration.

III. THE FPSPEC PROGRAM

The FPSPEC program calculates aggregate beta and gamma fission-product spectra. The temporal activities of the 824 fission products on the ENDF/B-IV file are calculated by the CINDER-10 code at the desired irradiation and cooling times. The beta and gamma multigroup spectra of the individual fission products for which spectral data are available are provided by the FPDCYS code as discussed above.¹² CINDER-10 calculates concentrations, activities, and decay energies for the 824 fission products on the ENDF/B-IV file. The most important of these from the decay energy point of view (a total of 181) have either beta or gamma spectral data or both. These are the ones for which FPDCYS constructs

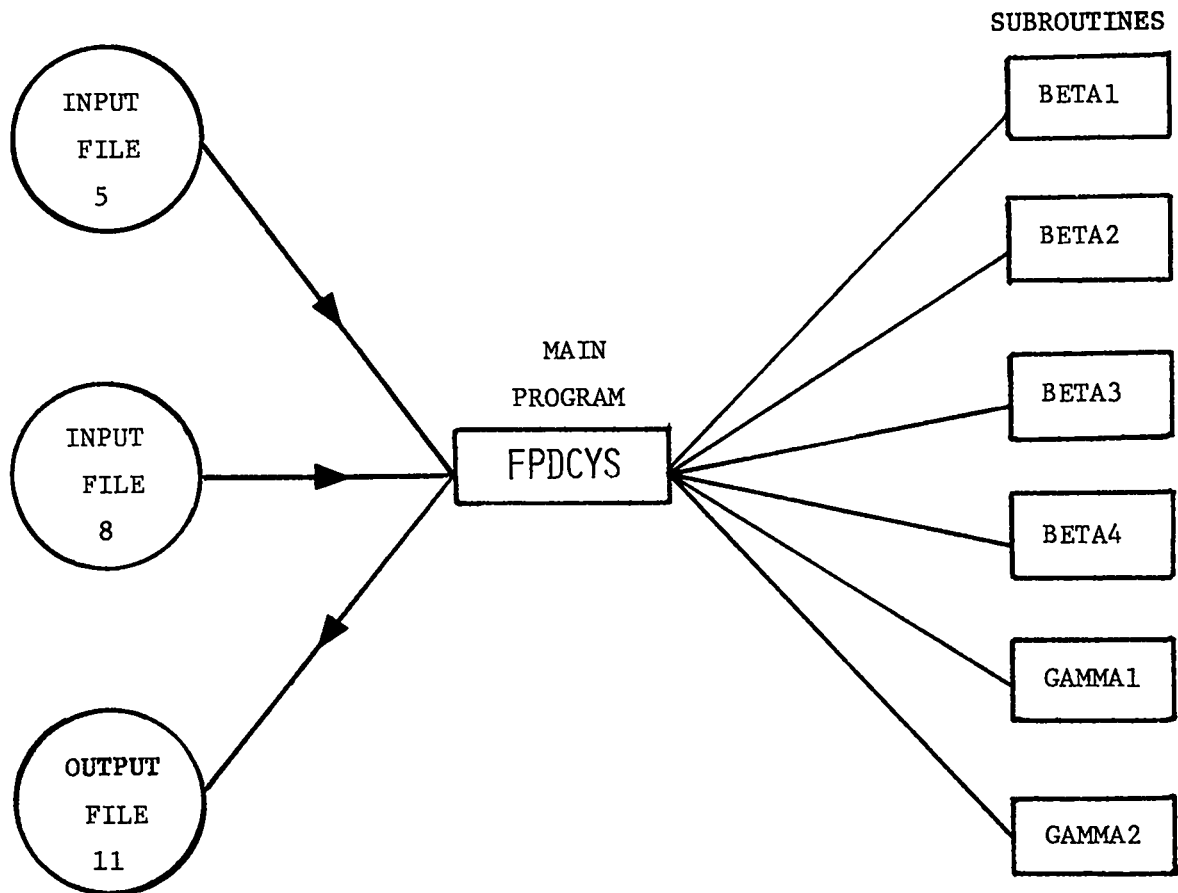


Fig. 2.
General Flow Diagram of the FPDCYS Program.

cumulative multigroup beta and/or gamma spectra.¹²

The FPSPEC program reads the output spectral file of FPDCYS and it then searches in the CINDER-10 output for activities of corresponding nuclides and for total beta and gamma decay energies of the decaying fission products among the 824 (some of them are stable). Cumulative beta and gamma spectra for the 181 fission products with spectral data on ENDF/B-IV are first obtained. These spectra are then normalized to the total beta or gamma energy release of all 824 fission products as calculated by CINDER-10 so that the spectra be representative of all 824 fission products. In other words, it is assumed that the fission products for which there are no spectral data in ENDF/B-IV yield the same cumulative spectral shape as those 181 for which there are spectral data in ENDF/B-IV. This assumption was seen to be an excellent approximation when calculated and experimental spectra were compared.²

The cumulative spectra calculated by FPSPEC are given both in terms of disintegrations (betas or gammas) per fission per energy bin and energy release (MeV) per fission per energy bin. The latter representation tends to emphasize the high-energy portion of the spectrum when plotted.

The output of FPSPEC also contains a summary of data either calculated in the code or extracted from the CINDER-10 output. All quantities qualified by the word "CINDER" are from the CINDER-10 code. All quantities qualified by the word "TOTAL" refer to all 824 fission products; the rest refer to the 181 fission products with spectral data in ENDF/B-IV.

The programming language in FPSPEC is standard ANSI FORTRAN. The plotting subroutines for paper output and for film called by FPSPEC are LASL library routines and can be replaced by comparable plotting routines. The two subroutines EXL and EXH, also called by the program, are used only to determine the line intensity for plotting on film.

A general flowchart of the FPSPEC program is shown in Fig. 3. Card input descriptions for both programs, FPDCYS and FPSPEC, are given in the following sections. Listings of the two codes as used at LASL are given in Appendices A and B. Sample outputs for the two programs are given in Appendices C and D.

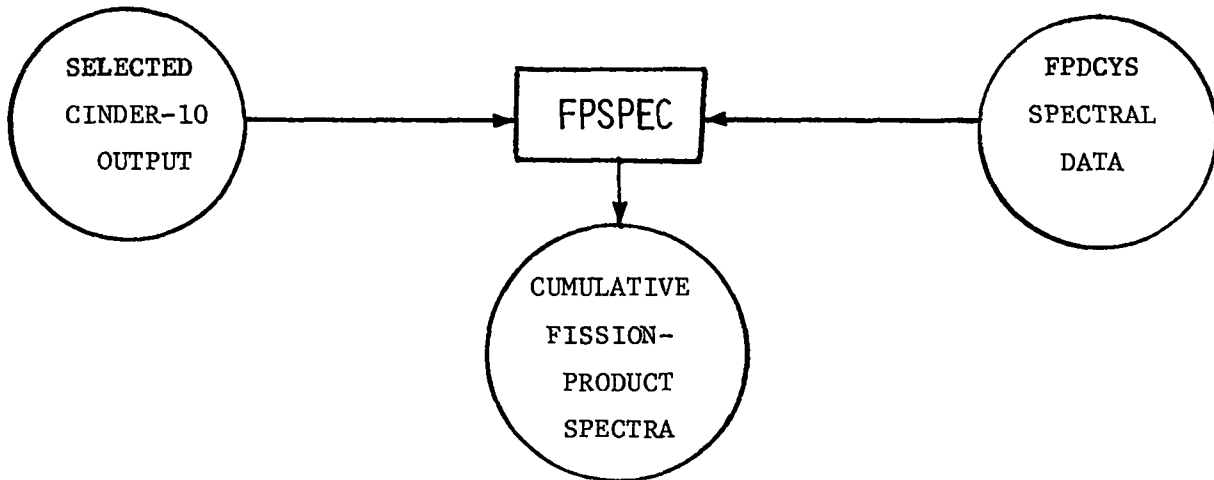


Fig. 3.

General Flow Diagram of the FPSPEC Program.

IV. CARD INPUT TO FPDCYS

<u>Card No.</u>	<u>Format</u>	<u>Variable</u>	<u>Comments</u>
1	1X,I4,6I5	MTOT	Total number of MATS to be read; MTOT = 1 gets special printout, normally 0.
		NXC	Number of cross-section cards (this option is not used, leave blank or 0).
		MTR1	First mass number on File 5, the fission-product file,
		MTR2	Last mass number on File 5,
		NPNCH	Index to get punch output of decay branching; normally 0,
		JOP1	Index not used in this version; use 0,
		JOP2	Index to get spectral data; use 1.
2	7I10	NTAPE	Index; NTAPE = 1 causes output spectral File 11 to be written,
		NBETS	Index; NBETS = 1 causes beta spectra to be calculated,
		NGAMS	Index; NGAMS = 1 causes gamma spectra to be calculated.
3	2I5	NBDB	Number of beta-group boundaries, Index; if equal to 1, 2, 3, 4, subroutine BETA1, BETA2, BETA3 or BETA4, respectively, is called.
		IBET	
4	6E12.4	EBDB(I), I=1,NBDB	Energies of beta-group boundaries (eV).
5	2I5	NBDG	Number of gamma-group boundaries.
		IGAM	Index; if equal to 1, 2, subroutine GAMMA1 or GAMMA2, respectively, is called.
6	6E12.4	EBDG(I), I=1,NBDG	Energies of gamma-group boundaries (eV).

V. CARD INPUT TO FPSPEC

<u>Card No.</u>	<u>Format</u>	<u>Variable</u>	<u>Comments</u>
1	2I10	NPUN	Index controlling punch card output; if NPUN = 1, punch spectral output is produced.
		NGAS	Index; if NGAS = 1, beta and gamma spectra from gaseous fission products only are generated (noble gases and halogens).
2	2I10	NPLOT	Index; if NPLOT = 1, plots of spectra will be generated,
		IOPT	Index; set equal to 0.

FPSPEC (continued)

<u>Card No.</u>	<u>Format</u>	<u>Variable</u>	<u>Comments</u>
3	2I10	ICOMPB	Index; if ICOMPB = 1, calculated and experimental beta spectra are compared,*
		ICOMPG	Index; if ICOMPG = 1, calculated and experimental gamma spectra are compared.*
4	2I10	NBPLT	Number of calculated beta spectral points to be plotted,
		NGPLT	Number of calculated gamma spectral points to be plotted. Omit this card if NPLOT ≠ 1.
5	I10	NBEXP	Number of experimental beta-group boundaries for comparison. Omit this card if ICOMPB ≠ 1.
6	I10	NGEXP	Number of experimental gamma-group boundaries for comparison. Omit this card if ICOMPG ≠ 1.
7	I10	NBXPLT	Number of experimental beta spectral points to be plotted. Omit this card if ICOMPB ≠ 1 and NPLOT ≠ 1.
8	I10	NGXPLT	Number of experimental gamma spectral points to be plotted. Omit this card if ICOMPG ≠ 1 and NPLOT ≠ 1.
9	E12.4	QLMPLT	Lower limit value for the ordinate when plotting spectra. Omit this card if NPLOT ≠ 1.
10	6E12.4	EGX(I), I=1,NGEXP	Experimental group-energy gamma boundaries (MeV).
11	6E12.4	GAMEXP(I), I=1,NGEXP-1	Experimental gamma spectral points (MeV/fission/MeV of scale).
12	6E12.4	GAMERR(I), I=1,NGEXP-1	Experimental gamma errors corresponding to GAMEXP(I). Omit cards 10-12 if ICOMPG ≠ 1.
13	6E12.4	EBX(I), I=1,NBEXP	Experimental group-energy beta boundaries (MeV).
14	6E12.4	BETEXP(I), I=1,NBEXP-1	Experimental beta spectral points (MeV/fission/MeV of scale).
15	6E12.4	BETERR(I), I=1,NBEXP-1	Experimental beta errors corresponding to BETEXP(I). Omit cards 13-15 if ICOMPB ≠ 1.

*Use nonunity index if experimental data are not input.

REFERENCES

1. M. G. Stamatelatos and T. R. England, "Fission-Product γ and (γ, n) Spectra and γ Decay Heat," *Trans. Am. Nucl. Soc.* 21, 508 (1975).
2. T. R. England and M. G. Stamatelatos, "Beta and Gamma Spectra and Total Decay Energies from Fission Products," *Trans. Am. Nucl. Soc.* 23, 493 (1976).
3. M. G. Stamatelatos and T. R. England, "Methods for Calculating Average Beta Energies and Beta Spectral Shapes," *Trans. Am. Nucl. Soc.* 23, 502 (1976).
4. T. R. England and R. E. Schenter, "ENDF/B-IV Fission-Product Files: Summary of Major Nuclide Data," Los Alamos Scientific Laboratory report LA-6116-MS (1975).
5. T. R. England, B. Wilczynski, and N. L. Whittemore, "CINDER-7: An Interim Report for Users," Los Alamos Scientific Laboratory report LA-5885-MS (April 1975).
6. T. R. England, M. G. Stamatelatos, and N. L. Whittemore, in "Applied Nuclear Data Research and Development," Los Alamos Scientific Laboratory report LA-6472-PR (1976) p. 60, and "Applied Nuclear Data Research and Development," Los Alamos Scientific Laboratory report LA-6266-PR (1976) p. 13.
7. R. D. Evans, The Atomic Nucleus, (McGraw-Hill Book Co., New York, 1955) p. 548-563.
8. E. J. Konopinski, The Theory of Beta Radioactivity, (Oxford University Press, Oxford, 1966) p. 12-18.
9. L. R. B. Elton, Nuclear Sizes, (Oxford University Press, London, 1961).
10. T. R. England, "An Investigation of Fission Product Behavior to Nuclear Reactors," Ph.D. Thesis, University of Wisconsin (1969).
11. M. G. Stamatelatos and T. R. England, "Beta-Energy Averaging and Beta Spectra," Los Alamos Scientific Laboratory report LA-6445-MS (1976).
12. T. R. England and M. G. Stamatelatos, "Multigroup Beta and Gamma Spectra of Individual ENDF/B-IV Fission-Product Nuclides," Los Alamos Scientific Laboratory report LA-NUREG-6622-MS (1976).

LISTING OF THE FPDCYS PROGRAM

```

PROGRAM FPDCYS(INP,OUT,PUN,FSET5,FSETA,FSET11)
  DIMENSION H1(20),H2(5000),RTYP(100),RFS(100),Q(100),DQ(100),
  1BR(100),DBR(100),KDI(900),KZ(900),KMI(900),KS(900),
  2KKZC(200),KMC(200),KJC(200),AK4(200),RIK(200),BK1(200),
  3BK2(200),BK3(200),ES(900),PI(900),FICC(900),
  4KZCS(900),MCS(900),ICS(900),A4(900),RI(900),
  5R1(900),B2(900),R3(900),PER(900),PEG(900),PEQ(900),
  6CQ(900),ENQ(900),LMAT(900),CYM1(900),CYM2(900),DELO(900)
  DIMENSION ERDB(200),SPEBET(200),SORSB(200),RATEN(200),BETAS(200),
  1BETAES(200)
  DIMENSION EBDG(200),SPEGAM(200),SORSG(200),GAMASP(200),GAMAES(200)
  DIMENSION WTOT(200)
  DIMENSION ERD1(200),WMID(200),ERD2(200)
C-----DCYS IS EXTRACTED FROM DCY8 CODE TO PROCESS FP DATA ONE
C----- NUCLIDE AT A TIME. USE DCY8 FOR MORE EXTENDED CAPABILITIES
C-----      8/75
C-----N WILL BE USED AS A COUNT OF MATS
C-----**SET MTOT=MAXIMUM MATERIAL USED FOR PRINT OF SAVED DATA **
C-----KN WILL BE USED TO COUNT MATERIAL IN SAVE STATEMENTS (FOLLOWING
C-----STATEMENT 125 UP TO 3 DECAY MODES ASSUMED
C-----Z,A, AND STATE READ FROM FILE 8
C-----X=SEC AND (N,GAMMA) BRANCHINGS READ FROM INPUT CARDS
C////////// MODIFIED 7/30/75 (TO CAL EICC,ETC.) //////////
C
C CONTROL PARAMETERS READ FROM INPUT CARD
C MTOT=TOTAL NUMBER OF MATS TO BE READ
C NXC=NUMBER OF CROSS SECTION CARDS
C MTR1=FIRST MASS NUMBER ON FILE 5
C MTR2=LAST MASS NUMBER ON FILE 5
C NPNCH=INDEX TO GE PUNCH OF DECAY BRANCHING NORMALLY 0
C JOP1=INDEX NOT USED IN DCYS. INSERT 0 FOR JOP1
C JOP2=INDEX TO GET SPECTRAL DATA, Q, ICC,ETC (SEE INSERT AT STMT 48)
C NOTE MTOT=0 GETS SPECIAL PRINT
C//////////
MTR=0
N=0
KN=0
EREST=5.11006E+05
DO 500 I=1,900
  PER(I)=-0.0
  PEG(I)=-0.0
  PEQ(I)=-0.0
  CQ(I)=0.0
  ENQ(I)=0.0
  CYM1(I)=XXXXX
  CYM2(I)=XXXXX
  DELO(I)=0.0
500 CONTINUE
2022 FORMAT(3E12.4)
C-----READ CHARGE, MASS AND STATE 824 NUCLIDES
  READ (8,1000) (KZ(I),KMI(I),KS(I),I=1,824)
1000 FORMAT(18X,I2,I3,I1,56X)
C-----READ SIGMA2200,RI,(N,GAMMA), BRANCHING (BOTH GROUPS), AND CORRES-
C-----PONDING CHARGE MASS AND STATE, NXC NUCLIDES
C***** READ CONTROL CARD *****
  READ 1001,MTOT,NXC,MTR1,MTR2,NPNCH,JOP1,JOP2
1001 FORMAT(1X,I4,6I5)
  READ 2101,NTAPE,NBETS,NGAMS
2101 FORMAT(7I10)

```



```

PROGRAM FPDCYS(INP,OUT,PUN,FSET5,FSET8,FSET11)
DIMENSION H1(20),H2(5000),RTYP(100),PFS(100),Q(100),DQ(100),
1BR(100),DBR(100),KDI(900),KZ(900),KMI(900),KS(900),
2KKZC(200),KMC(200),KIC(200),AK4(200),RIK(200),BK1(200),
3BK2(200),BK3(200),ES(900),PI(900),FICC(900),
4KZCS(900),MCS(900),ICS(900),A4(900),RI(900),
5R1(900),B2(900),R3(900),PER(900),PEG(900),PEQ(900),
6CQ(900),ENQ(900),LMAT(900),CYM1(900),CYM2(900),DFLQ(900)
DIMENSION ERDB(200),SPEBET(200),SORSB(200),RATEN(200),BETAS(200),
1BETAES(200)
DIMENSION ERDG(200),SPEGAM(200),SORSG(200),GAMASP(200),GAMAES(200)
DIMENSION WTOT(200)
DIMENSION ERD1(200),WMID(200),ERD2(200)
C-----DCYS IS EXTRACTED FROM DCY8 CODE TO PROCESS FP DATA ONE
C----- NUCLIDE AT A TIME. USE DCY8 FOR MORE EXTENDED CAPABILITIES
C-----
C----- 8/75
C-----N WILL BE USED AS A COUNT OF MATS
C-----**SET MTOT=MAXIMUM MATERIAL USED FOR PRINT OF SAVED DATA ***
C-----KN WILL BE USED TO COUNT MATERIAL IN SAVE STATEMENTS (FOLLOWING
C-----STATEMENT 125 UP TO 3 DECAY MODES ASSUMED
C-----Z,A, AND STATE READ FROM FILE 8
C-----X=SEC AND (N,GAMMA) BRANCHINGS READ FROM INPUT CARDS
C////////// MODIFIED 7/30/75 (TO CAL EICC,ETC.) //////////
C
C CONTROL PARAMETERS READ FROM INPUT CARD
C MTOT=TOTAL NUMBER OF MATS TO BE READ
C NXC=NUMBER OF CROSS SECTION CARDS
C MTR1=FIRST MASS NUMBER ON FILE 5
C MTR2=LAST MASS NUMBER ON FILE 5
C NPNCH=INDEX TO GE PUNCH OF DECAY BRANCHING NORMALLY 0
C JOP1=INDEX NOT USED IN DCYS. INSERT 0 FOR JOP1
C JOP2=INDEX TO GET SPECTRAL DATA, Q, ICC,ETC (SEE INSERT AT STMT 48)
C NOTE MTOT=0 GETS SPECIAL PRINT
C//////////
MTR=0
N=0
KN=0
EREST=5.11006E+05
DO 500 I=1,900
PFB(I)=-0.0
PFG(I)=-0.0
PFQ(I)=-0.0
CQ(I)=0.0
ENQ(I)=0.0
CYM1(I)=XXXXX
CYM2(I)=XXXXX
DELO(I)=0.0
500 CONTINUE
2022 FORMAT(3E12.4)
C-----READ CHARGE, MASS AND STATE R24 NUCLIDES
READ (8,1000) (KZ(I),KMI(I),KS(I),I=1,824)
1000 FORMAT(1X,I2,I3,I1,56X)
C-----READ SIGMA2200,RI,(N,GAMMA), BRANCHING (BOTH GROUPS), AND CORRES-
C-----PONDING CHARGE MASS AND STATE, NXC NUCLIDES
C***** READ CONTROL CARD *****
READ 1001,MTOT,NXC,MTR1,MTR2,NPNCH,JOP1,JOP2
1001 FORMAT(1X,I4,6I5)
READ 2101,NTAPE,NBETS,NGAMS
2101 FORMAT(7I10)

```

```

        IF(NTAPE,NE.1) GO TO 6773
        WRITE(11,6774)NBETS,NGAMS
6774  FORMAT(2I10)
6773  CONTINUE
        READ 2001,NBDB,IBET
        NBDM1=NBDB-1
        NINT=150/(NBDB-1)
        IRDB=1+(1+NINT)*(NBDB-1)
        IRDBM1=IRDB-1
2001  FORMAT(2I5)
C      IF NTAPE = 1, TAPE11 IS WRITTEN.
C      IF NBETS = 1, BETA SPECTRA ARE CALCULATED.
C      IF NGAMS = 1, GAMMA SPECTRA ARE CALCULATED.
C      IF IBET = 1, BETA1 ROUTINE IS USED.
C      IF IBET = 2, BETA2 ROUTINE IS USED.
C      IF IBET = 3, BETA3 ROUTINE IS USED.
C      IF IBET = 4, BETA4 ROUTINE IS USED.
C      IF IGAM = 1, GAMMA1 ROUTINE IS USED.
C      IF IGAM = 2, GAMMA2 ROUTINE IS USED.
        READ 2002,(ERDB(I),I=1,NBDB)
2002  FORMAT(6E12.4)
        QNINT=NINT+1
        DO 2023 I=1,NBDM1
        DLT=(ERDB(I+1)-ERDB(I))/QNINT
        JN1=(I-1)*(NINT+1)+1
        JN2=JN1+NINT
        IL=0
        DO 2023 II=JN1,JN2
        IL=IL+1
        QIL=IL-1
2023  ERD1(II)=ERDB(II)+QIL*DLT
        ERD1(IRDB)=ERDB(NBDB)
        DO 2024 I=1,IRDB
2024  ERD2(I)=ERD1(I)/EREST+1.
        DO 2025 I=1,IRDBM1
2025  WMID(I)=0.5*(ERD2(I)+ERD2(I+1))
        READ 2001,NBDG,IGAM
        READ 2002,(ERDG(I),I=1,NBDG)
        NBDGM1=NBDG-1
        IF(NTAPE,NE.1) GO TO 6200
        WRITE(11,6210) NBDB,IBET
6210  FORMAT(2I10)
        WRITE(11,6220)(ERDB(I),I=1,NBDB)
6220  FORMAT(6E12.4)
        WRITE(11,6210)NBDG,IGAM
        WRITE(11,6220)(ERDG(I),I=1,NBDG)
6200  CONTINUE
        PRINT 6201,IBET
6201  FORMAT(1H1,10X,*METHOD *,I1,* FOR BETA SPECTRA*/)
        PRINT 6237,IGAM
6237  FORMAT(1H ,10X,*METHOD *,I1,* FOR GAMMA SPECTRA*/)
        PRINT 8101
8101  FORMAT(1H0,20X,*BETA ENERGY BOUNDARIES (EV)*)
        PRINT 8110
8110  FORMAT(1H ,20X,*-----*/)
        PRINT 8120,(ERDB(I),I=1,NBDB)
8120  FORMAT(10E10.2)
        PRINT 8130
8130  FORMAT(1H0,20X,*GAMMA ENERGY BOUNDARIES (EV)*)
        PRINT 8140

```

```

8140 FORMAT(1H ,20X,*-----*/)
PRINT 8120,(FBDG(I),I=1,NRDG)
PRINT 8150
8150 FORMAT(1H0,////)
DO 2003 I=1,NRDM1
BETAS(I)=0.
2003 BETAFS(I)=0.
DO 2004 I=1,NRDGM1
GAMASP(I)=0.
2004 GAMAES(I)=0.
C RFAD 1003,(KKZC(I),KMC(I),KIC(I),AK4(I),RIK(I),BK1(I),BK2(I),
C 1BK3(I),I=1,NXC)
1003 FORMAT(15X,I2,I3,I1,10X,E9.1,8X,E8.1,8X,3E5.1,1X)
1006 CONTINUE
PRINT 100
100 FORMAT(1H1)
107 CONTINUE
C-----CONTROL IS RETURNED TO THIS POINT AFTER EACH PROCESSED MAT
NEPB=0
NEPG=0
NEPBG=0
NS=0
PRINT 100
1 CONTINUE
N=N+1
DO 2 I=1,20
H1(I)=-1
2 CONTINUE
DO 3 I=1,5000
H2(I)=-1
3 CONTINUE
DO 4 I=1,100
RTYP(I)=-1.0
RFS(I)=-1.0
Q(I)=-1.0
DQ(I)=-1.0
BR(I)=-1.0
DBR(I)=-1.0
4 CONTINUE
MAT=0
FG=0.0
MAT1=0
MAT2=0
MAT3=0
MAT4=0
MAT5=0
MAT6=0
MF=0
MF1=0
MF2=0
MF3=0
MF4=0
MF5=0
MF6=0
LRP=0
LFI=0
NXC=0
MF6=0
MT=0
MT1=0

```

```

MT2=0
MT3=0
MT4=0
MT5=0
MT6=0
NSEQ=0
NSEQ1=0
NSEQ2=0
NSEQ3=0
NSEQ4=0
NSEQ5=0
NSEQ6=0
ZA=0.0
ZA1=0.0
AWR=0.0
AWT=0.0
AWRI=0.0
AWRI=0.0
C1=0.0
C2=0.0
L1=0
L2=0
N2=0
N1=0
LDD=0
NXC=0
LFP=0
NWD=0
NWC=0
SYM1=-1
SYM2=-1
NAV1=-1
NAV=-1
ID=0
LJS=-1
NSP=-1
NAV2=-1
DEB=-0.0
EB=-0.0
DEG=-0.0
EG=-0.0
EA=-0.0
T=-0.0
DFA=-0.0
DT=-0.0
FQ=0.0
TQ=0.0
DTQ=0.0

```

C-----READ TO FIRST MEND RECORD (ASSUMED TO BE FIRST CARD)

```

5 CONTINUE
  READ(5,6) MAT1,MF1,MT1,NSEQ1
  IF(EOF,5)201,1213
1213 CONTINUE
  6 FORMAT(66X,14,12,13,15)
1111 CONTINUE
  MFT=MAT1+MF1+MT1
  ISEQ=ISEQ+1
  IF(MTOT.GT.0) GO TO 111
  IF(MFT.NE.0) PRINT 110,ISEQ,MAT1,MF1,MT1,NSEQ1
111 CONTINUE

```

```

110 FORMAT(1X,8H*** CARD,16,15HNOT MEND RECORD,16H MAT,MF,MT,NSEQ=,I4,
1I2,I3,I5)
IF(MF2.NE.0) GO TO 5
7 CONTINUE
C-----READ FIRST RECORD AFTER MEND TO MT=451
READ(5,8) C1,C2,L1,L2,N1,N2,MAT2,MF2,MT2,NSEQ2
IF (EOF,5) 201,1300
1300 CONTINUE
ISEQ=ISEQ+1
8 FORMAT(2E11.4,4I11,I4,I2,I3,I5)
IF(MT2.NE.451) GO TO 7
IF(MF2.NE.1) PRINT 40,ISEQ
C-----SET ZA,AWR,MAT,MF,MT
ZA=C1
AWR=C2
LRP=L1
LFI=L2
NXC=N2
MAT=MAT2
MF=MF2
MT=MT2
ID=10.0*ZA
C-----READ FIRST HOLLERITH CARD
READ(5,8) C1,C2,L1,L2,N1,N2,MAT3,MF3,MT3,NSEQ3
IF(EOF,5) 201,1301
1301 CONTINUE
ISEQ=ISEQ+1
LDD=L1
LFP=L2
NWD=N1
C-----NWD=NO. HOLLERITH CARDS,17 WORDS PER CARD
C-----USE FIRST CARD TO DEFINE SYMBOL(SYM1,SYM2)
C-----AND REMAINING TITLE H1(I), AND USE H2(I) FOR
C-----REMAINING HOLLERITH INFO.
NW=17*(NWD-1)
C----- READ REMAINING HOLLERITH
READ(5,11) SYM1,SYM2,(H1(I),I=1,14)
DECODE(5,2222,SYM1) IZEE
2222 FORMAT(I2,3X)
DECODE(5,2223,SYM2) IAAA
2223 FORMAT(1X,I3,1X)
DECODE(5,2224,SYM2) ATRAN
2224 FORMAT(4X,A1)
IF(EOF,5) 201,1302
1302 CONTINUE
ISEQ=ISEQ+1
11 FORMAT(1X,2A5,(13A4,A2))
C *** IF IH.GT.0 SKIP READ TO MT=0
IH=1
IF(IH.GT.0) GO TO 36
READ(5,12) (H2(I),I=1,NW)
IF(EOF,5) 201,1303
1303 CONTINUE
ISEQ=ISEQ+1
12 FORMAT(16A4,A?)
14 CONTINUE
GO TO 39
37 CONTINUE
36 READ(5,38)MTT
IF(EOF,5) 201,1304

```

```

1304 CONTINUE
  ISEQ=ISEQ+1
  38 FORMAT(72X,I3)
  IF(MTT.NE.0) GO TO 37
  39 CONTINUE
C-----READ TO MT=457
  READ(5,8) C1,C2,L1,L2,N1,N2,MATS,MFS,MT5,NSEQ5
  IF(EOF,5) 201,1305
1305 CONTINUE
  ISEQ=ISEQ+1
  IF(MTS.EQ.453) GO TO 36
  MTF5=MFS+MT5
  IF(MTS.NE.457) GO TO 116
  116 IF(MTF5.EQ.0) GO TO 16
  IF(MTS.NE.457) GO TO 39
  LIS=L1
  ID=(10.0*ZA+L1)
  IDE=10*ID
  NSP=N2
  IF(ZA.NE.C1) PRINT 40,ISEQ
  40 FORMAT(1H0,5HCARD ,15,8HIN ERROR)
  IF(ZA.NE.C1) GO TO 900
C-----READ HALFLIFE, NO. OF AVE. DECAY ENERGIES
  READ(5,45) T,DT,NAV2,NAV1
  IF(EOF,5) 201,1306
1306 CONTINUE
  ISEQ=ISEQ+1
  45 FORMAT(2E11.4,22X,2I11)
C-----READ AVERAGE DECAY ENERGIES
  READ(5,46) EB,DEB,EG,DEG,EA,DEA
  IF(EOF,5) 201,1307
1307 CONTINUE
  ISEQ=ISEQ+1
  46 FORMAT(6E11.4)
C-----READ NO. OF DECAY MODES
  READ(5,47) NDK
  IF(EOF,5) 201,1308
1308 CONTINUE
  ISEQ=ISEQ+1
  47 FORMAT(55X,I11)
C---- READ TYPE OF DECAY, ISOSTATES OF DAUGHTERS, Q AND BRANCHINGS
  READ(5,46) (RTYP(I),RFS(I),Q(I),DQ(I),BR(I),DBR(I),I=1,NDK)
  IF(EOF,5) 201,1309
1309 CONTINUE
  ISEQ=ISEQ+1
C//////// INSERT 7/75 TO GET SPECTRAL DATA,ICC,ETC,WHEN JOP2=1 //////////
C  VARIABLES
C  ES(I)= GAMMA OR BETA END POINT ENERGIES
C  PI(I)= INTENSITIES
C  FICC(I)= ICC
C  F=NORMALIZATION
C  STYP= TYPE SPECTRA
C  NEP= NO ENERGY POINTS (CARDS) FOR SPECTRA
C  NSP= NO OF SPECTRA
C  NDK= NO OF DECAY MODES
C  QENDK=ENDF/B Q VALUE WEIGHTED BY BRANCHING FRACTION
C  -----CAL QUANTITIES PER MODE (NO BRANCHING FRACT INCLUDED)-----
C  ETG= TOTAL GAMMA E
C  EICC= INT.CONVERSION E
C  ETR= TOT TRANSITION E

```

```

C   FCE= ICC FRACTION OF TOT TRANSITION E
C   W= BETA E IN MC**2 UNITS.
C   WAV= BETA WEIGHTING FACTOR
C   ERN= BETA+ NEUTRINO E
C   ERA= AVE BETA E
C   QQ= Q VALUE
C   NEPB=RUNNING COUNT OF BETA END POINTS
C   NEPG=RUNNING COUNT OF GAMMA LINES
C   NEPRG=NEPB + NEPG = TOTAL COUNT OF LINES, BETA AND GAMMA
C   NOTE ENDF/R VALUES OF TOT E-GAMMA INCLUDES ICC ENERGY, THEREFORE
C   COMPARE WITH ETR, NOT ETG
C
C
C

```

```

C ////////////////////////////////////////////////////////////////////
IF(JOP2.LE.0) GO TO 390
IF(NSP.LE.0) GO TO 390
NS=NS+1
PRINT 292,NS
292 FORMAT(1X,I4)
PRINT 325,SYM1,SYM2,MAT5,NDK,NSP
325 FORMAT(15X,2A5/16X,4HMAT=,I4/16X,4HNOK=,I3/16X,4HNSP=,I3)
PRINT 2325,IDE
2325 FORMAT(1H ,15X,*IDE=*,I10)
IF(NTAPE,NE.1) GO TO 6100
WRITE(11,6110)SYM1,SYM2,IDE,MAT5,NDK,NSP
6110 FORMAT(2A5,4I10)
6100 CONTINUE
PRINT 297,ER,EG,FA,T
297 FORMAT(1H0,7HE=BETA=,E11.4/1X,8HE=GAMMA=,E11.4/1X,
18HE=ALPHA=,E11.4/1X,9HHALFLIFE=,E11.4)
PRINT 298,(BR(I),I=1,NDK)
QENDF=0.0
PRINT 296,(Q(I),I=1,NDK)
296 FORMAT(1X,11HQ=VALUE(S)=,3E11.4)
DO 295 I=1,NDK
QENDF=BR(I)*Q(I)+QENDF
DELO(NS)=BR(I)*DQ(I)+DELO(NS)
295 CONTINUE
PRINT 294,QENDF,DELO(NS)
294 FORMAT(1X,11HWFIGHTED Q=,E11.4,4H(+/=,E11.4,1H))
298 FORMAT(1X,11HBRANCHINGS=,3E11.4)
QQ=0.0
KSP=0
LNSP=NSP
NEP=0,
ETG=0,0
ETR=0.0
EICC=0,0
FICC=0.0
EBA=0,0
EBN=0,0
ETN=0,0
FCE=0.0
F=0.0
299 CONTINUE
KSP=KSP+1
DO 300 J=1,700
ES(I)=0,0
PI(I)=0.0
FICC(I)=0.0

```

```

300 CONTINUE
  IF(NSP.EQ.0) GO TO 48
  READ(5,301) STYP,NEP,MAT8,MFA,MT8,NSEQ8
301 FORMAT(E11.4,44X,I11,I4,I2,I3,I5)
  IF(NTAPE.NE.1) GO TO 6771
  WRITE(11,6772)STYP
6772 FORMAT(F6.2)
6771 CONTINUE
  READ(5,302) F
302 FORMAT(E11.4,69X)
  DO 310 I=1,NEP
  READ(5,315) ES(I),PI(I),FICC(I)
310 CONTINUE
315 FORMAT(E11.4,11X,E11.4,11X,E11.4,25X)
  ISEQ= ISEQ+NEP+2
  IF(STYP.EQ.0.0)PRINT 326
326 FORMAT(1H0,14HGAMMA SPECTRUM/1X,7(2H--))
  IF(STYP.EQ.1.0)PRINT 327
327 FORMAT(1H0,13HBETA SPECTRUM/1X,7(2H--))
  IF(STYP.GT.1.0) PRINT 328, STYP
328 FORMAT(1X,14HSPECTRUM TYPE=,E11.4/1X,13(2H--))
  PRINT 329, F,NEP
329 FORMAT(1H0,21HNORMALIZATION FACTOR=,E11.4/1X, 14HNO. OF POINTS=,I4
1)
330 CONTINUE
  TNEP= TNEP+ NEP
  IF(NEP.GT.700)PRINT 331
331 FORMAT(1X,16HNEP GT 700***** )
  IF(NEP.GT.700) GO TO 48
C-----CALCULATE GAMMA TRANSITION ENERGIES AND TABULATE
  IF(STYP.GT.0.0) GO TO 342
  DO 335 I=1,NEP
  ETG= ETG + F*ES(I)*PI(I)/100.0
  EICC= EICC+ F*FS(I)*PI(I)*FICC(I)/100.0
335 CONTINUE
  ETR= ETG + EICC
  FCE= FICC/ETR
  NEPG=NEPG+NEP
  IF(FCE.GT.1.0E-10) NICC=NICC+1
  PRINT 337
337 FORMAT(1H0,9X,7HE=GAMMA,2X,13HREL INTENSITY,12X,3HICC)
  PRINT 340,(I,ES(I),PI(I),FICC(I),I=1,NEP)
340 FORMAT(1X,I4,1X,E11.4,4X,E11.4,4X,E11.4)
  IF(NGAMS.NE.1) GO TO 7101
  DO 338 I=1,NPDGM1
  SPEGAM(I)=0.
338 SORSG(I)=0.
  SUMENG=0.
  IF(IGAM.EQ.1) CALL GAMMA1(ES,PI,NBDG,EBDG,SPEGAM,SORSG,NEP)
  IF(IGAM.EQ.2) CALL GAMMA2(ES,PI,NBDG,EBDG,SPEGAM,SORSG,NEP)
  DO 419 I=1,NBDGM1
419 SUMENG=SUMENG+SORSG(I)
  PRINT 421,SUMENG
421 FORMAT(1H0,50X,*THE SUM OF THE GAMMA ENERGY SPECTRUM IS *,E12.4)
  SUMENG=SUMENG*F/100.
  PRINT 9101
9101 FORMAT(1H0,50X,*NORMALIZED GAMMA SPECTRUM*)
  PRINT 9110
9110 FORMAT(1H ,50X,*-----*)
  DO 9120 I=1,NBDGM1

```



```

    SPEGAM(I)=SPEGAM(I)*F/100.
9120  SORSG(I)=SORSG(I)*F/100.
    PRINT 9140,(SPFGAM(K),K=1,NBDGM1)
9140  FORMAT(1H,50X,6E12.4)
    PRINT 9160
9160  FORMAT(1H0,50X,*NORMALIZED GAMMA ENERGY SPECTRUM*)
    PRINT 9170
9170  FORMAT(1H,50X,*-----*)
    PRINT 9140,(SORSG(K),K=1,NBDGM1)
    IF(NTAPE,NE.1) GO TO 6300
    WRITE(11,6310)(SPEGAM(I),I=1,NBDGM1)
6310  FORMAT(6E12.4)
    WRITE(11,6310)(SORSG(I),I=1,NBDGM1)
6300  CONTINUE
    PRINT 3421,SUMENG
3421  FORMAT(1H0,50X,*TOTAL GAMMA ENERGY EQUALS *,E12.4)
7101  CONTINUE
    QQ= QQ +ETR
    PRINT 341,ETG,FICC,ETR,QQ
341  FORMAT(1X,4HETG=,E11.4/,1X,5HEICC=,E11.4/1X,4HETR=,E11.4/1X,
13HQ0=,E11.4)
    IF(NGAMS,NE.1) GO TO 7102
    IF(NTAPE,NE.1) GO TO 6400
    WRITE(11,6310)ETG,SUMENG
6400  CONTINUE
    GAMPDF=100.*(1.-ETG/SUMENG)
    AGMPDF=ABS(GAMPDF)
    IF(AGMPDF.GE.1.0E-03) PRINT 3419,GAMPDF
3419  FORMAT(1H0,10X,* (1 - ETG / ENERGY=SPECTRUM=SUM ) X 100 = *,E12.4/)
7102  CONTINUE
    LNPS=LNPS-1
    IF(LNPS.EQ.0) GO TO 390
    GO TO 299
C-----CAL BETA AND PRINT SPECTRUM
342  CONTINUE
    IF(STYP.GT.1.0) GO TO 355
    PRINT 345
345  FORMAT(1H0,10X,6HE=BETA,2X,13HRFL INTENSITY)
    IF(NBETS,NE.1) GO TO 7103
    DO 343 I=1,NBDM1
343  BETAS(I)=0.
    BETAES(I)=0.
    SUMENB=0.
    SUMX=0.
    SUMY=0.
7103  CONTINUE
    DO 349 I=1,NFP
    PRINT 346,I,ES(I),PI(I)
    IF(PI(I).LE.1.0E-20) PI(I)=1.0E-20
    IF(PI(I).LE.1.0E-20) PRINT 3346
3346  FORMAT(1H0,35X,*THE INTENSITY IS ZERO BUT IT IS SET TO 1.0E-20*/)
    IF(NBETS,NE.1) GO TO 7104
    EZ=ES(I)
    PK=PI(I)
7104  CONTINUE
346  FORMAT(1X,I4,1X,E11.4,4X,E11.4)
    IF(NBETS,NE.1) GO TO 7105
    WMAX=ES(I)/EPEST+1.
    DO 348 J=1,NBDB
    WTOT(J)=ERDB(J)/EREST+1.

```

```

348 RATEN(J)=(ERDB(J)+EREST)/(ES(I)+EREST)
IF(IRFT.EQ.1) CALL BETA1(EZ,PK,NBDB,EBDB,SPEBET,PLAMDA,CRAT,SORSB,
1RATEN,C2Z)
ZEE=IZEE
AAA=IAAA
IF(IRFT.EQ.2) CALL BETA2(EZ,PK,NRDB,EBDB,SPEBET,SORSB,RATEN,C2Z,
1WTOT,WMAX,ZEE,AAA)
IF(IRFT.EQ.3) CALL BETA3(EZ,PK,NBDB,ERDB,SPEBET,SORSB,RATEN,C2Z,
1WTOT,ZEE,AAA,WMAX,A0,A1,A2)
IF(IRFT.EQ.4) CALL BETA4(EZ,PK,NBDB,EBDB,SPEBET,SORSB,RATEN,C2Z,
1WTOT,WMAX,ZEE,AAA)
C PUNCH 3355,SYM1,SYM2,C2Z,EZ,PK
7105 CONTINUE
3355 FORMAT(2A5,3E12.4)
3344 FORMAT(2A5,E12.4)
IF(NBETS.NE.1) GO TO 7106
SUMX=SUMX+C2Z*PI(I)
SUMY=SUMY+PI(I)
DO 347 K=1,NBDM1
BETAS(K)=BETAS(K)+SPEBET(K)
347 BETAES(K)=BETAES(K)+SORSB(K)
7106 CONTINUE
349 CONTINUE
IF(NBETS.NE.1) GO TO 7107
PRINT 344
344 FORMAT(1H ,35X,*TOTAL BETA SPECTRUM*)
PRINT 334,(BETAS(K),K=1,NBDM1)
334 FORMAT(1H ,35X,6E12.4)
PRINT 303
303 FORMAT(1H ,35X,*TOTAL BETA ENERGY SPECTRUM*)
PRINT 334,(BETAES(K),K=1,NBDM1)
DO 353 I=1,NBDM1
353 SUMENB=SUMENB+BETAES(I)
PRINT 354,SUMENB
354 FORMAT(1H0,35X,*THE SUM OF THE BETA ENERGY SPECTRUM IS *,E12.4)
SUMENB=SUMENB*F/100.
PRINT 9301
9301 FORMAT(1H0,35X,*NORMALIZED TOTAL BETA SPECTRUM*)
PRINT 9310
9310 FORMAT(1H ,35X,*-----*)
DO 9320 I=1,NBDM1
BETAS(I)=BETAS(I)*F/100.
9320 BETAES(I)=BETAES(I)*F/100.
PRINT 9340,(BETAS(K),K=1,NBDM1)
9340 FORMAT(1H ,35X,6E12.4)
PRINT 9370
9370 FORMAT(1H0,35X,*NORMALIZED TOTAL BETA ENERGY SPECTRUM*)
PRINT 9380
9380 FORMAT(1H ,35X,*-----*)
PRINT 9340,(BETAES(K),K=1,NBDM1)
IF(NTAPE.NE.1) GO TO 6500
WRITE(11,6310)(BETAS(I),I=1,NBDM1)
WRITE(11,6310)(BETAES(I),I=1,NBDM1)
6500 CONTINUE
PRINT 3304,SUMENB
3304 FORMAT(1H0,35X,*TOTAL BETA ENERGY EQUALS *,E12.4)
C2ZAV=SUMX/SUMY
C PUNCH 3344,SYM1,SYM2,C2ZAV
7107 CONTINUE
DO 350 I=1,NEP

```

```

W= ES(I)/(,511E+6)
WAV=(10.0+8.0*W+7.0*W**2)/(4.0*(10.0+5.0*W+W**2))
ERN= ES(I)*PI(I)*F/100.0 +EBN
ERA= EBA + ES(I)*PI(I)*F*WAV/100.0
350 CONTINUE
ETN=ERN-EBA
QQ=QQ+ERN
NEPB=NFPB+NEP
PRINT 351,ERN,EBA,ETN,QQ
351 FORMAT(1X,12HE=BETA+NWUT=,E11.4/1X,7HE=BETA=,E11.4/1X,
111HE=NEUTRINO=,E11.4/1X,3HQQ=,E11.4)
IF(NBETS,NE.1) GO TO 7100
IF(NTAPE,NE.1) GO TO 6600
WRITE(11,6310) ERA,SUMENB
6600 CONTINUE
BETPDF=100.*(1.-ERA/SUMENB)
ABTPDF=ABS(BETPDF)
IF(ABTPDF.GE.1.0E-03) PRINT 3334,BETPDF
3334 FORMAT(1H0,10X,(1 - E-BETA / ENERGY-SPECTRUM=SUM) X 100 = *,
1E12.4/)
7100 CONTINUE
LNSP=LNSP-1
IF(LNSP.EQ.0) GO TO 390
GO TO 299
355 IF(STYP.GT.1,0) PRINT 356
356 FORMAT(1X,38H***** ANOTHER SPEC IS INCLUDED ***** )
390 IF(NSP.LE.0) GO TO 48
FQ=(QQ-QENDF)/QENDF
IF(EB.GT.0,0) PEB(NS)=100.0*(ERA-EB)/ER
IF(EG.GT.0,0) PEG(NS)=100.0*(ETR-EG)/EG
PEQ(NS)=100.0*FQ
CQ(NS)=QQ
ENQ(NS)=QENDF
LMAT(NS)=MAT5
CYM1(NS)=SYM1
CYM2(NS)=SYM2
PDQ=DELQ(NS)*100.0/QENDF
C
IF(JOP2.LE.0) GO TO 48
C
PRINT 357
357 FORMAT(1H0,28HCALCULATED ENERGIES (ENDF/B))
PRINT 358,EBA,EB,ETR,EG,ETG,ETN,EICC,FCE,QQ,QENDF,PDQ
358 FORMAT(1X,9HAVE BETA=,E11.4,1X,1H(,E11.4,1H)/
11X,17HAVE TRANSITION E=,E11.4,1X,1H(,E11.4,1H)/
31X,10HTOT GAMMA=,E11.4/
41X,11HE=NEUTRINO=,E11.4/
51X,3HCE=,E11.4/
61X,24HFRAC CONV E OF TOT TRAN=,E11.4/1X,
22HQ=,1X,E11.4,1H(,E11.4,3H+/-,F0.4,5H PCT))
PRINT 5001,FQ
5001 FORMAT(1X,3HFQ=,E11.4)
IF(EICC.GT.1.0E-6) PRINT 5002,EICC,FCE
5002 FORMAT(80X,13HFICC AND FCE=,2E11.4)
IF(ABS((ERA-EB)/(EB+.0001)).GT.0.0001) PRINT 5010
5010 FORMAT(50X,26HBETA ENERGIES DO NOT AGREE)
IF(ABS((ETR-EG)/(EG+.0001)).GT.0.0001) PRINT 5011
5011 FORMAT(50X,27HGAMMA ENERGIES DO NOT AGREE)
TQ=ABS(QQ-QENDF)/(QENDF+.0001)
IF(TQ.GT.0.03) PRINT 5012

```

```

5012 FORMAT(50X,32H***Q DIFFERENCE EXCEEDS 3 PCT***)
      IF(DELQ(NS).EQ.0.0) GO TO 5015
      DTQ=TQ*(QENDF+0.0001)
      IF(DTQ.GT.DELQ(NS)) PRINT 5014
      IF(DTQ.LE.DELQ(NS)) PRINT 5016
5016 FORMAT(50X,34HQ DIFFERENCE IS WITHIN UNCERTAINTY)
5014 FORMAT(50X,32HQ DIFFERENCE EXCEEDS UNCERTAINTY)
5015 CONTINUE
      PRINT 5000
5000 FORMAT(1H0,39(2H=))
C//////////////////////////////////////////////////////////////////////////////////////////////////////////////////////////////////
48 CONTINUE
C-----SKIP REMAINDER OF 457 THRU MEND CARD
      READ(5,6) MAT6,MF6,MT6,NSEG6
      IF(EOF,5) 201,1310
1310 CONTINUE
      ISEQ=ISEQ+1
      IF(MAT6.NE.MAT) PRINT 120,ISEQ,MAT6,MF6,MT6
120 FORMAT(1X,36H***NO MEND CARD OR CARD ERROR, CARD ,I5,3X,I4,I2,I3)
      KFEND=MF6+MT6
      IF(KFEND.NE.0) GO TO 48
C----- PRINT DATA FOR THIS MAT IF MTOT .NE.0
C-----NEXT CARD SHOULD BE MEND
C-----PRINT DATA FOR THIS MAT
C***** CONTROL XFERRED BACK TO HERE FROM 16
125 CONTINUE
C-----AT THIS POINT ALL NUCLIDE DATA HAS BEEN READ FOR THIS MAT.
C-----FOLLOWING VARIABLES ARE SAVED PER MAT,** NOTE THAT SAVE ASSUMES
C-----NDK,LE.4. ADD CHECK FOR THIS
      MTR=MTR+1
      KDI(MTR)=ID
      KR=KDI(MTR)-(10000*KZ(MTR)+10*KMI(MTR)+KS(MTR))
      IF(KR.EQ.0) GO TO 1010
      IF(MTOT.EQ.0) GO TO 1010
1011 FORMAT(1X,27HINPUT AND TAPE ID NOT EQUAL,2I7)
1010 CONTINUE
      IF(JOP2.LE.0)GO TO 360
      IF(N.EQ.MTOT.AND.JOP2.EQ.1) GO TO 221
359 FORMAT(1H1,26HTOT NO OF SPECTRAL POINTS=, I6)
      IF(N.EQ.MTOT) GO TO 900
360 CONTINUE
      IF(NSP.LE.0) NSP=0
      IF(NDK.LE.0) NDK=0
C-----INSERT CROSS SECTIONS AND (N,GAMMA) BRANCHING RATIOS
      DO 1033 I=1,181
      NID=10000*KKZC(I)+10*KMC(I)+KIC(I)
      IF(NID.NE.ID) GO TO 1034
      KZCS(MTR)=KKZC(I)
      MCS(MTR)=KMC(I)
      ICS(MTR)=KIC(I)
      A4(MTR)=AK4(I)
      RI(MTR)=RIK(I)
      B1(MTR)=BK1(I)
      B2(MTR)=BK2(I)
      B3(MTR)=BK3(I)
1034 CONTINUE
1033 CONTINUE
151 CONTINUE
C-----STORED DATA-----
C-----FOLLOWING QUANTITIES ARE STORED IN THE ORDER FOUND ON

```

C----- THE BNL TAPE = INDEX MTR RUNS FROM 1 = 825 AND NUCLIDES
 C----- ARE IN ORDER Z,A,I. DO LOOP AT STATEMENT 263 ORDERS THE
 C----- PRINT A,Z,I. CROSS SECTIONS ARE APPROXIMATE. NOTE IN
 C----- FOLLOWING LIST, THE SUBSCRIPT IS OMITTED IF THERE IS A
 C----- SINGLE SUBSCRIPT.

C-----
 C----- SYMBOL MEANING
 C----- KDI NUMERICAL ID=10000*Z+10*A+I
 C----- SM1,SM2 TOGETHER THESE GIVE THE ALPHANUMERIC
 C----- SBR(I,MTR) BRANCHING FRCATION, MODE I

C CALCULATE PERCENT DEVIATIONS FROM ENDF/B
 C VALUES.

C PER(I)= PERCENT OF AVERAGE BETA
 C PEG(I)=PERCENT OF AVEPAGE GAMMA
 C PEQ(I)=PERCENT OF Q VALUE
 C CQ(I)=CALCULATED Q
 C ENQ(I)=ENDF/B Q
 C LMAT(I)=MAT NO.
 C CYM1(I)=HALF OF ID
 C CYM2(I)=HALF OF ID
 C DELO(I)=UNCERTAINTY IN Q

C----- FOLLOWING VALUES ARE INSERTED -----

C----- WHEN THE NUCLIDE HAS A CROSS SECTION.
 C----- OTHERWISE ALL VALUES ARE SET TO -0
 C----- KZCS Z OF CS NUCLIDE
 C----- MCS A VALUE OF CS NUCLIDE
 C----- ICS ISOMERIC STATE OF CS NUCLIDE
 C----- A4 2200 M/S CROSS SECTION
 C----- RI RES. INT.
 C----- B1,2,3 (N,GAMMA) BRANCHING TO GND, FIRST
 C----- AND SECOND ISOMERIC STAT OF
 C----- DAUGHTER.

C-----
 C-----

IF(MTOT.GT.0) GO TO 200
 PRINT 10,SYM1,SYM2,ID,MAT

C----- FOLLOWING PRINT OF REFS TEMPORARILY REMOVED

PRINT 20,SYM1,SYM2,(H1(I),I=1,14)

C PRINT 30,(H2(I),I=1,NW)

PRINT 31,ZA,AWR,NDK,NSP

TM=T/60.0

TH=T/3600.0

TD=T/86400.0

Y=3.15569*(10**7)

Y=3.15569E+7

IF(T.LE.60.0) GO TO 146

IF(T.LE.3600.0) GO TO 147

IF(T.LE.86400.0) GO TO 148.

IF(T.LE,Y) GO TO 149

IF(T.GT,Y) GO TO 153

146 PRINT 140,T

GO TO 144

147 PRINT 141,TH

GO TO 144

148 PRINT 142,TH

GO TO 144

149 PRINT 143,TD

GO TO 144

153 PRINT 152,TY

144 CONTINUE

```

140 FORMAT(1X,10HHALFLIFE= ,E12.5,1MS)
141 FORMAT(1X,10HHALFLIFE= ,E12.5,1HM)
142 FORMAT(1X,10HHALFLIFE= ,E12.5,1HH)
143 FORMAT(1X,10HHALFLIFE= ,E12.5,1HD)
152 FORMAT(1X,10HHALFLIFE= ,E12.5,1HY)
31 FORMAT(1H0,4HZA= ,E11.4/
11X,5HAWR= ,E11.4/
21X,18HNO. OF DCY MODES= ,I3/
31X,16HNO. OF SPECTRA= ,I5)
PRINT 60,T,ER,EG,FA,DT,DEB,DEG,DEA
60 FORMAT(1H0,34X,18HDFCAY ENERGIES(EV)/
14X,13HHALFLIFF(SEC),8X,4HBETA,7X,5HGAMMA,7X,5HALPHA/,4X,4E12.4/
21X,3H+/-,4E12.4/)
C-----PRINT DECAY MODE DATA
PRINT 80
80 FORMAT(1H0,30X,15HDECAY MODE DATA/
18X,4HMODE,2X,9HSTATE DTR,4X,7HQ VALUE,7X,4H+/-Q,3X,8HBR RATIO,6X,5
2H+/-BR)
PRINT 90,(RTYP(I),RFS(I),Q(I),DQ(I),BR(I),DBR(I),I=1,NDK)
90 FORMAT(1X,6E11.4)
PRINT 50
GO TO 1
C-----CONTROL GOES TO THIS POINT (16) IF NEXT CARD HAS MFS AND MT5=0
16 CONTINUE
IF(MTOT.GT.0) GO TO 125
C-----CHECK FOR FEND CARD.
PRINT 10,SYM1,SYM2,ID,MAT
10 FORMAT(1H0,10(2H= ),2A5,1X,10(2H= )/20X,4HID= ,I8/20X,5HMAT= ,I8//
1)
PRINT 20,SYM1,SYM2,(H1(I),I=1,14)
20 FORMAT(1X,2A5,(13A4,A2))
30 FORMAT(1X,(16A4,A2))
PRINT 53
53 FORMAT(1H0,15HNO MF=457 FOUND)
PRINT 50
50 FORMAT(1X,79(1H=)/1X,79(1H=)/)
C-----NEXT CARD SHOULD BE SEND. RETURNS TO 1
GO TO 1
200 CONTINUE
IF(MTOT.EQ.0) GO TO 1
IF(N.NE.MTOT) GO TO 1
201 CONTINUE
C-----FOLLOWING STATEMENTS PRINT STORED DATA.
PRINT 210
210 FORMAT(1H0,15HRTYP=DECAY MODE/
11X,30HRFS=ISOMERIC STATE OF DAUGHTER//
25X,4HRTYP,14H MODE OF DECAY/
36X,29H0.0 GAMMA (NOT USED FOR RTYP)/
46X,8H1.0 BETA/
56X,22H2.0 POSITRON AND/OR EC/
66X,6H3.0 IT/
76X,9H4.0 ALPHA/
86X,29H5.0 DELAYED NEUTRONS AND BETA/
96X,23H6.0 SPONTANEOUS FISSION)
220 CONTINUE
NPAGE=3
221 CONTINUE
IF(JOP2.EQ.0) GO TO 901
PRINT 232
232 FORMAT(1H1,17X,38HPERCENT DIFFERENCE OF CAL AND ENDF/B=4/8X,

```

```

17HNUCLIDE, 7X, 4HBETA, 6X, 5HGAMMA, 10X, 1HQ, 2X, 3HMAT)
PRINT 233, (I, CYM1(I), CYM2(I), PEB(I), PFG(I), PEQ(I),
1LMAT(I), I=1, NS)
233 FORMAT(1X, I4, 2X, 2A5, 3E11.4, I5)
PUNCH 234, (I, LMAT(I), CYM1(I), CYM2(I), CQ(I), ENQ(I), PEQ(I),
1I=1, NS)
234 FORMAT(1X, I4, I5, 1X, 2A5, 3E11.4)
PUNCH 232
PUNCH 233, (I, CYM1(I), CYM2(I), PEB(I), PEG(I), PEQ(I),
1LMAT(I), I=1, NS)
NEPBG=NEPB+NFBG
PRINT 231, NEPB, NFBG, NEPBG, NS, NICC
231 FORMAT(1H1, 17HNO OF SPEC LINES=, I6, 5H BETA, I6, 6H TOTAL, I6, /1X,
121HNO OF NUCS WITH SPEC=, I5/1X,
217HNO NUCS WITH ICC=, I7)
900 CONTINUE
901 CONTINUE
END

```

```

SUBROUTINE BETA3(EX, PJ, NRDB, ERDB, SPEBET, SORSB, RATEN, CZZ, W, Z, A, WMAX
1, A0, A1, A2)
DIMENSION ERDB(200), SPEBET(200), SORSB(200), RATEN(200), W(200)
EREST=5.11706E+05
AZRO=3.3321E-02+4.4126E-02*ZEE+9.3870E-05*ZEE**2+4.8527E-06*ZEE**3
1+2.6034E-08*ZEE**4
AONE=9.6243E-01+1.5766E-02*ZEE+4.3264E-04*ZEE**2+1.1359E-07*ZEE**3
1+3.8335E-08*ZEE**4-2.8872E-10*ZEE**5
ATWO=1.3837-6.9268E-03*ZEE-3.8474E-04*ZEE**2+
16.0824*EXP(-2.8856E-04*(104.01-ZEE)**2)
A0=3.*AZRO-4.*AONE+ATWO
A1=-3.*AZRO+6.*AONE-2.*ATWO
A2=AZRO-2.*AONE+ATWO
ZALPHA=Z/137.04
ZA2=ZALPHA*ZALPHA
S=(1.-ZA2)**0.5-1.
WZSQ=WMAX*WMAX
CK1=A0
CK2=A1-2.*A2*WMAX
CK3=A0-2.*A1*WMAX+A2*WZSQ
CK4=A1*WZSQ-2.*A0*WMAX
CK5=A0*WZSQ
WM3=WMAX*WZSQ
WM4=WM3*WMAX
WM5=WM4*WMAX
WM6=WM5*WMAX
WM7=WM6*WMAX
FINT2=CK1*(WM6=1.)/6.+CK2*(WM5=1.)/5.+CK3*(WM4=1.)/4.
1+CK4*(WM3=1.)/3.+CK5*(WZSQ=1.)/2.
FINT1=CK1*(WM7=1.)/7.+CK2*(WM6=1.)/6.+CK3*(WM5=1.)/5.+
1CK4*(WM4=1.)/4.+CK5*(WM3=1.)/3.
EAV=EREST*(FINT1/FINT2-1.)
PI=3.141592654
SUMS=0.
SUMES=0.
TWOS=2.*S
APWR=A**0.3333333333333333
R=1.123*APWR-0.941/APWR
COMPTW=3.86144E+02

```

```

TEMP2=(2.*R/COMPTW)**TWOS
C1ZA=TEMP2
NGPS=NRDB-1
DO 10 I=1,NGPS
IF(W(I).GT,WMAX) GO TO 5
IF(W(I+1).GT,WMAX) W(I+1)=WMAX
WI7=W(I+1)**7.-W(I)**7.
WI6=W(I+1)**6.-W(I)**6.
WI5=W(I+1)**5.-W(I)**5.
WI4=W(I+1)**4.-W(I)**4.
WI3=W(I+1)**3.-W(I)**3.
WI2=W(I+1)**2.-W(I)**2.
SPEBET(I)=(CK1*WI6/6.+CK2*WI5/5.+CK3*WI4/4.+
1CK4*WI3/3.+CK5*WI2/2.)*C1ZA
SORSB(I)=(CK1*WI7/7.+CK2*WI6/6.+CK3*WI5/5.+CK4*WI4/4.+
1CK5*WI3/3.)*C1ZA-SPEBET(I))*EREST
GO TO 6
5 SPEBET(I)=0.
SORSB(I)=0.
6 CONTINUE
SUMS=SUMS+SPEBET(I)
SUMES=SUMES+SORSB(I)
10 CONTINUE
C2Z=PJ/SUMS
DO 15 I=1,NGPS
SPEBET(I)=C2Z*SPEBET(I)
15 SORSB(I)=C2Z*SORSB(I)
SUMS=SUMS*C2Z
SUMES=SUMES*C2Z
TMPR1=ABS(1.-SUMS/PJ)
IF(TMPR1-1.0F-06) 30,30,40
40 PRINT 45,TMPR1
45 FORMAT(1H ,*SP. NORM. WRONG, TMPR1 = *,E12.4)
30 CONTINUE
TMPR2=ABS(1.-SUMES/EAV/PJ)
IF(TMPR2-1.0F-06) 35,35,55
55 PRINT 56,TMPR2
56 FORMAT(1H ,*EN. SP. NORM. WRONG, TMPR2 = *,E12.4)
35 CONTINUE
PRINT 50
50 FORMAT(1H ,35X,*BETA SPECTRUM*)
PRINT 65,(SPEBET(K),K=1,NGPS)
65 FORMAT(1H ,35X,6E12.4)
PRINT 80
80 FORMAT(1H ,35X,*BETA ENERGY SPECTRUM*)
PRINT 65,(SORSB(K),K=1,NGPS)
PRINT 101,EAV
101 FORMAT(1H ,35X,*AVERAGE BETA ENERGY = *,E12.4)
RETURN
END

```



```

SUBROUTINE BETA4(EX,PJ,NBDB,EBDR,SPEBET,SORSB,RATEN,
1CZ,Z,W,WMAX,Z,A,A0,A1,A2)
DIMENSION EBDR(200),SPEBET(200),SORSB(200),RATEN(200),W(200)

```

C
C
C
C
C
C

```

=====
SAME AS BETA2 BUT USES THE MIDPOINTS , NOT NUMERICAL INTEGRATION
=====

```

```

NGPS=NBDB-1
EREST=5.11006E+05
OVR3=1./3.
AA=A
APWR=AA*OVR3
R=1.123*APWR-0.941/APWR
ALPHA=1./137.04
ZALPHA=Z*ALPHA
COMPTW=3.86144E+02
S=(1.-ZALPHA*ZALPHA)**0.5-1.
TWOS=S*2.
AK2=(2.*R/COMPTW)**TWOS
GMARG=3.+TWOS
GM=GAM1(GMARG)
GM2=GM*GM
AK1=4.*(1.+S/2.)/GM2
CONST=AK1*AK2
SP1=S+1.
SPH=S+0.5
SUMN=0.
SUMEN=0.
DO 10 I=1,NGPS
IF(W(I).GE.WMAX) GO TO 5
IF(W(I+1).GT.WMAX) W(I+1)=WMAX
W4=.5*(W(I)+W(I+1))
W2=.5*(W(I)+W4)
W6=.5*(W4+W(I+1))
W1=.5*(W(I)+W2)
W3=.5*(W2+W4)
W5=.5*(W4+W6)
W7=.5*(W6+W(I+1))
DELW=W1-W(I)
CALL FERMI(W1,ZALPHA,S,SP1,SPH,WMAX,CONST,PN1,PEN1,FZW1)
CALL FERMI(W3,ZALPHA,S,SP1,SPH,WMAX,CONST,PN3,PEN3,FZW3)
CALL FERMI(W5,ZALPHA,S,SP1,SPH,WMAX,CONST,PN5,PEN5,FZW5)
CALL FERMI(W7,ZALPHA,S,SP1,SPH,WMAX,CONST,PN7,PEN7,FZW7)
SPEBET(I)=DELW*(PN1+PN3+PN5+PN7)
SORSB(I)=DELW*EREST*(PEN1+PEN3+PEN5+PEN7)
GO TO 6
5 SPEBET(I)=0.
SORSB(I)=0.
6 SUMN = SUMN+SPEBET(I)
10 SUMEN = SUMEN+SORSB(I)
EAV=SUMEN/SUMN
ENPD=(1.-AVEN/EAV)*100.
ENPDS=(1.-EAVS/EAV)*100.
CZZ=PJ/SUMN
DO 20 I=1,NGPS
SPEBET(I)=SPEBET(I)*CZZ
20 SORSB(I)=SORSB(I)*CZZ
PRINT 50
50 FORMAT (1H0,35X,*BETA SPECTRUM*)
PRINT 65,(SPEBET(K),K=1,NGPS)

```



```

5  SPERET(I)=0.
   SORSB(I)=0.
6  CONTINUE
   SUM3=SUM3+SPERET(I)
   SUM4=SUM4+SORSB(I)
10 CONTINUE
   TEMP1=ABS(1.-SUM3/PJ)
   IF(TEMP1=1.0E=06) 30,30,40
40 PRINT 45,TEMP1
45 FORMAT(1H ,* SPECTRUM NORMALIZATION IS WRONG ,   TEMP1 = *,E12.4)
30 CONTINUE
   TEMP2=ABS(1.-SUM4/EAV/PJ)
   IF(TEMP2=1.0E=06) 35,35,55
55 PRINT 56,TEMP2
56 FORMAT(1H ,* ENERGY SPECTRUM NORMALIZATION IS WRONG , TEMP2 = *,
1E12.4)
35 CONTINUE
   PRINT 50
50 FORMAT(1H ,35X,*BETA SPECTRUM*)
   PRINT 65,(SPEBET(K),K=1,NGPS)
65 FORMAT(1H ,35X,6F12.4)
   PRINT 80
80 FORMAT(1H ,35X,*BETA ENERGY SPECTRUM*)
   PRINT 65,(SORSB(K),K=1,NGPS)
   C2Z=PJ/TEMPO/EY5
   PLAMDA=C2Z*EY5*TEMPO
   CONST=PJ/PLAMDA
   CRAT=CONST
   RETURN
   END

```

```

SUBROUTINE BETA2(EX,PJ,NRDB,EBDR,SPEBET,SORSB,RATEN,
1C2Z,W,WMAX,Z,A)
DIMENSION ERDB(200),SPEBET(200),SORSB(200),RATEN(200),W(200)

```

C
C
C
C
C
C
C

```

=====
SAME AS BETA1 BUT USES THE RELATIVISTIC F(Z,W) EXPRESSION
=====

```

```

NGPS=NRDB-1
EREST=5.11006E+05
OVR3=1./3.
AA=A
APWR=A**OVR3
R=1.123*APWR-0.941/APWR
ALPHA=7.2972E=03
ZALPHA=Z*ALPHA
COMPTW=3.86144E+02
S=(1.-ZALPHA*ZALPHA)**0.5-1.
TWOS=S*2.
AK2=(2.*R/COMPTW)**TWOS
GMARG=3.+TWOS
GM=GAM1(GMARG)
GM2=GM*GM
AK1=4.*(1.+S/2.)/GM2
CONST=AK1*AK2
SP1=S+1.
SPH=S+0.5
SUMN=0.
SUMEN=0.

```

```

CONV=0.1
DO 10 I=1,NGPS
IF(W(I).GE,WMAX) GO TO 5
A=W(I)
IF(W(I+1).GT,WMAX) W(I+1)=WMAX
B=W(I+1)
CALL SIMPSN(A,B,1,CONV,QNTGRL,ZALPHA,S,SP1,SPH,WMAX,CONST)
SPEBET(I)=QNTGRL
CALL SIMPSN(A,B,2,CONV,QNTGRL,ZALPHA,S,SP1,SPH,WMAX,CONST)
SORSB(I)=QNTGRL*EREST
GO TO 6
5 SPEBET(I)=0.
SORSB(I)=0.
6 SUMN = SUMN+SPEBET(I)
10 SUMEN = SUMEN+SORSB(I)
EAV=SUMFN/SUMN
CZ=PJ/SUMN
DO 20 I=1,NGPS
SPEBET(I)=SPEBET(I)*CZ
20 SORSB(I)=SORSB(I)*CZ
PRINT 50.
50 FORMAT (1H0,35X,*BETA SPECTRUM*)
PRINT 65,(SPEBET(K),K=1,NGPS)
65 FORMAT(1H ,35X,6E12.4)
PRINT 80
80 FORMAT(1H ,35X,*BETA ENERGY SPECTRUM*)
PRINT 65,(SORSB(K),K=1,NGPS)
PRINT 101,EAV
101 FORMAT(1H ,35X,*AVERAGE BETA ENERGY = *,E12.4)
RETURN
END

```

```

SUBROUTINE SIMPSN(A,B,IFLG,CONV,QNTGRL,ZALPHA,S,SP1,SPH,WMAX,
1CONST)
DX=(B-A)/2.
CALL FERMI(B,ZALPHA,S,SP1,SPH,WMAX,CONST,PNB,PENB,FZWB)
CALL FERMI(A,ZALPHA,S,SP1,SPH,WMAX,CONST,PNA,PENA,FZWA)
IF(IFLG.EQ.1) FI1=PNB+PNA
IF(IFLG.EQ.2) FI1=PENB+PENA
APDX=A+DX
CALL FERMI(APDX,ZALPHA,S,SP1,SPH,WMAX,CONST,PNQ,PENQ,FZWQ)
IF(IFLG.EQ.1) FI2=PNQ
IF(IFLG.EQ.2) FI2=PENQ
FI3=0.
FI=DX*(FI1+4.*FI2)/3.
2 FI3=FI2+FI3
FI2=0.
TDX=DX
DX=0.5*DX
X=A+DX
3 CALL FERMI(X,ZALPHA,S,SP1,SPH,WMAX,CONST,PNX,PENX,FZWX)
IF(IFLG.EQ.1) FI2=FI2+PNX
IF(IFLG.EQ.2) FI2=FI2+PENX
X=X+TDX
IF(X=B)3,3,4
4 FIP=DX*(FI1+4.*FI2+2.*FI3)/3.
QDIF=1.-FI/FIP
IF(ABS(QDIF)-CONV)6,6,5
5 FI=FIP
GO TO 2
6 QNTGRL=FIP
RETURN
END

```

```

SUBROUTINE FERMI(WI,ZALPHA,S,SP1,SPH,WMAX,CONST,PNI,PENI,FZWI)
COMPLEX QARG,QCE,QCX,LNGAM
IF(WI.LF.1.0001) GO TO 10
WI2M1=WI*WI-1.
Y=ZALPHA*WI/WI2M1**0.5
PIY=3.141592654*Y
EPIY=EXP(PIY)
QYW=WI2M1**S
QXS=WI2M1**SPH
QQ1=WMAX-WI
QXZ=QQ1*QQ1
QPROD=CONST*QXS*EPIY*QXZ*WI
QARG=CMPLX(SP1,Y)
QCX=LNGAM(QARG)
QCE=CEXP(QCX)
QGAM=CARS(QCE)
QGAM2=QGAM*QGAM
PNI=QPROD*QGAM2
FZWI=CONST*QYW*EPIY*QGAM2
GO TO 20
10 TPZA=6.283185308*ZALPHA
PNI=TPZA*CONST*WI*WI*(WMAX-WI)*(WMAX-WI)*((ZALPHA*ZALPHA+0.25)*WI*
WI+0.25)**S
FZWI=1.0E+30
20 PENI=PNI*(WI=1.)
RETURN
END

```

```

SUBROUTINE GAMMA?(ES,PI,NBDG,FRDG,SPEGAM,SORSG,NEP)
DIMENSION EBDG(200),SPEGAM(200),SORSG(200),ES(900),PI(900),
1SPTMP1(80),SPTMP2(80)

```

C
C
C
C
C
C
C

```

=====
SAME AS GAMMA1 BUT GIVES GAUSSIAN ENERGY SPREAD TO LINE SPECTRA.
=====

```

```

NGPS=NRDG-1
NSTDEV=2
STDEVN=NSTDEV
DO 3 I=1,NGPS
SPEGAM(I)=0.
3 SORSG(I)=0.
DO 10 J=1,NEP
IF(PI(J)=1.0E-35)31,4,4
4 SIGMA=.57422648E-02*(ES(J)/1000.+.679988668*(ES(J)/1000.))**0.5
PIES=PI(J)*FS(J)
IF(SIGMA) 23,23,5
5 FWHM=2.35482*SIGMA
ESPRD=STDEVN*FWHM*1000.
EPSPRD=FS(J)+ESPRD
EMSPRD=FS(J)-ESPRD
SIGSQ2=SIGMA*SIGMA*2.
DO 12 I=1,NBDG
K=I-1
IF(EBDG(I)=ES(J)) 12,13,13
12 CONTINUE
13 K1=K
K2=K
14 CONTINUE
IF(EBDG(K1+1)=EPSPRD) 15,16,16

```

```

15 KJ=K1+1
   GO TO 14
16 KUL=K1
   IF(KUL=NGPS) 17,17,18
18 KUL=NGPS
17 CONTINUE
   IF(EBDG(K2)=EMSPRD)9,9,8
8 K2=K2+1
   GO TO 17
9 KLL=K2
   IF(KLL=1) 19,20,20
19 KLL=1
20 SMNRM=0.
   SMNRME=0.
   JK1=0
   KMAX=KUL-KLL+1
   DO 120 I=1,KMAX
   SPTMP1(I)=0.
120 SPTMP2(I)=0.
   DO 21 JK=KLL,KUL
   DELTE=EBDG(JK+1)-EBDG(JK)
   EMID=EBDG(JK)+0.5*DELTE
   JK1=JK1+1
   EDIFSQ=(EMID-ES(J))*(EMID-ES(J))/1.0E+06
   EARG=EDIFSQ/SIGSQ2
   IF(EARG=1.0E+05)201,201,202
201 SPTMP1(JK1)=PI(J)*DELTE*(1.-EARG)
   GO TO 210
202 IF(EARG=670.)203,203,204
204 SPTMP1(JK1)=0.
   GO TO 210
203 SPTMP1(JK1)=PI(J)*DELTE*EXP(-EARG)
210 CONTINUE
   SMNRM=SMNRM+SPTMP1(JK1)
   SPTMP2(JK1)=SPTMP1(JK1)*EMID
21 SMNRME=SMNRME+SPTMP2(JK1)
   JK1=0
   QNORM1=PI(J)/SMNRM
   QNORM2=PIES/SMNRME
   DO 22 JK=KLL,KUL
   JK1=JK1+1
   SPTMP1(JK1)=SPTMP1(JK1)*QNORM1
   SPTMP2(JK1)=SPTMP2(JK1)*QNORM2
   SPEGAM(JK)=SPEGAM(JK)+SPTMP1(JK1)
22 SORSG(JK)=SORSG(JK)+SPTMP2(JK1)
   GO TO 31
23 CONTINUE
   DO 24 I=1,NBDG
   KK=I-1
   IF(EBDG(I)=ES(J)) 24,25,25
24 CONTINUE
25 SPEGAM(KK)=SPEGAM(KK)+PI(J)
   SORSG(KK)=SORSG(KK)+PIES
31 CONTINUE
10 CONTINUE
   PRINT 40
40 FORMAT(1H ,5PX,*GAMMA SPECTRUM*/)
   PRINT 45,(SPEGAM(K),K=1,NGPS)
45 FORMAT(1H ,50X,6E12.4)
   PRINT 50
50 FORMAT(1H ,50X,*GAMMA ENERGY SPECTRUM*/)
   PRINT 45,(SORSG(K),K=1,NGPS)
   RETURN
   END

```

```

SUBROUTINE GAMMA1(ES,PI,NBDG,EBDG,SPEGAM,SORSG,NFP)
DIMENSION EBDG(200),SPEGAM(200),SORSG(200),ES(900),PI(900)
C
C =====
C
C THIS SUBROUTINE CALCULATES GAMMA SPECTRA AND GAMMA ENERGY SPECTRA.
C NBDG = NUMBER OF GROUP BOUNDARIES.
C NGPS= NUMBER OF ENERGY GROUPS.
C EBDG = ENERGIES OF GROUP BOUNDARIES.
C SPEGAM = GAMMA SPECTRUM.
C SORSG = GAMMA ENERGY SPECTRUM.
C
C =====
C
NGPS=NBDG-1
DO 10 J=1,NFP
DO 12 I=1,NBDG
K=I-1
IF(EBDG(I)≠ES(J)) 12,13,13
12 CONTINUE
13 SPEGAM(K)=SPEGAM(K)+PI(J)
SORSG(K)=SORSG(K)+PI(J)*ES(J)
10 CONTINUE
PRINT 20
20 FORMAT(1H,50X,*GAMMA SPECTRUM*/)
PRINT 35,(SPEGAM(K),K=1,NGPS)
35 FORMAT(1H,50X,6E12.4)
PRINT 50
50 FORMAT(1H,50X,*GAMMA ENERGY SPECTRUM*)
PRINT 35,(SORSG(K),K=1,NGPS)
RETURN
END

```

LISTING OF THE FPSPEC PROGRAM

```

PROGRAM FPSPEC(INP,OUT,PUIN,FSETS,FSET6,FILM)
DIMENSION ERDB(200),ERDG(200),SPEGAM(200),SORSG(200),BETAS(200),
1BETAES(200),TSPB(200),TSPEB(200),TSPG(200),TSPEG(200),DUM1(500),
2DUM2(500),HL(50)
DIMENSION ERDBM(200),ERDGM(200),GAMEXP(200),BETEXP(200)
DIMENSION GMEXP1(200),TSPEG1(200)
DIMENSION GAMERR(200),GAMPER(200),GAMMER(200)
DIMENSION BETERR(200),BETPER(200),BETMER(200)
DIMENSION YEN(3),YSP(3),EBX(200),EGX(200),EGXM(200)
DIMENSION EBXM(200)
DIMENSION TJ(10),ABSIS(10),ORDIN(10)

```

```

C
C   ERDB = BETA ENERGY GROUP BOUNDARIES
C   ERDG = GAMMA ENERGY GROUP BOUNDARIES
C   SPEGAM = GAMMA SPECTRUM
C   SORSG = GAMMA ENERGY SPECTRUM
C   BETAS = BETA SPECTRUM
C   BETAES = BETA ENERGY SPECTRUM
C   TSPB = TOTAL BETA SPECTRUM
C   TSPEB = TOTAL BETA ENERGY SPECTRUM
C   TSPG = TOTAL GAMMA SPECTRUM
C   TSPEG = TOTAL GAMMA ENERGY SPECTRUM
C   IF NPUN = 1, SOME DATA ARE PUNCHED
C   NRPLT = NUMBER OF BETA GROUPS PLOTTED
C   NGPLT = NUMBER OF GAMMA GROUPS PLOTTED
C   IF NPLOT = 1, PLOTTING IS DONE.
C   IF ICOMPB = 1, COMPARISON OF BETA SPECTRA WITH EXPERIMENT
C   IF ICOMPG = 1, COMPARISON OF GAMMA SPECTRA WITH EXPERIMENT
C   GAMEXP = EXPERIMENTAL GAMMA SPECTRUM FOR COMPARISON
C   GAMEPR = ERRORS OF EXPERIMENTAL GAMMA SPECTRUM
C   BETEXP = EXPERIMENTAL BETA SPECTRUM FOR COMPARISON
C   NGEXP = NUMBER OF EXPERIMENTAL GAMMA GROUPS
C   NREXP = NUMBER OF EXPERIMENTAL BETA GROUPS
C   ID AND IDE ARE MAT IDENTIFICATION NUMBERS
C   IF STYP = 0, GAMMA SPECTRUM IS PROVIDED ON INPUT TAPE
C   IF STYP = 1, GAMMA SPECTRUM IS PROVIDED ON INPUT TAPE
C   NSP IS THE NUMBER OF SPECTRA PER NUCLIDE ON INPUT TAPE
C   IF NBETS = 1, BETA SPECTRA ARE INPUT FOR EACH ISOTOPE
C   IF NGAMS = 1, GAMMA SPECTRA ARE INPUT FOR EACH ISOTOPE
C   GPS = GAMMAS PER SECOND (181 F.P.)
C   BPS = BETAS PER SECOND (181 F.P.)
C   GMEVPS = GAMMA MEV PER SECOND (181 F.P.)
C   BMEVPS = BETA MEV PER SECOND (181 F.P.)
C   CGMVPS = CINDER GAMMA MEV PER SECOND (181 F.P.)
C   CBMVPS = CINDER BETA MEV PER SECOND (181 F.P.)
C   GMEVPF = GAMMA MEV/FISSION (181 F.P.)
C   BMEVPF = BETA MEV/FISSION (181 F.P.)
C   CGMVPF = CINDER GAMMA MEV/FISSION (181 F.P.)
C   CBMVPF = CINDER BETA MEV/FISSION (181 F.P.)
C   TTOT = TOTAL TIME (IN-FLUX AND SHUTDOWN)
C   TDCY = TIME SINCE LAST POWER STEP
C   DENS = ISOTOPE ATOMIC DENSITY
C   BETE = TOTAL CINDER MEV/FISSION (BETA) INCLUDING DENSITY
C   GAME = TOTAL CINDER MEV/FISSION (GAMMA) INCLUDING DENSITY
C   BPGE = BETA PLUS GAMMA TOTAL CINDER MEV/FISSION INCLS. DENS.
C   IF NGAS = 1, GASEOUS F. P. ARE CALCULATED
C   IRCT = BETA ISOTOPE COUNT (181 F.P.)
C   IGCT = GAMMA ISOTOPE COUNT (181 F.P.)
C   IGASB = BETA GAS ISOTOPE COUNT (181 F.P.)

```



```

C   IGASG = GAMMA GAS ISOTOPE COUNT (181 F.P.)
C   NGSBT = BETA GAS ISOTOPE COUNT (825 F.P.)
C   NGSOT = GAMMA GAS ISOTOPE COUNT (825 F.P.)
C   SMGASR = BETA GASEOUS MEV / FISSION (181 F.P.)
C   SMGASG = GAMMA GASEOUS MEV / FISSION (181 F.P.)
C   TGASR = BETA GASEOUS MEV / FISSION (825 F.P.)
C   TGASG = GAMMA GASEOUS MEV / FISSION (825 F.P.)
C   ACT = ACTIVITY
C

```

```

CALL EXH
READ 10, NPUN, NGAS
READ 10, NPLOT, IOPT
READ 10, ICOMPB, ICOMPG
IF(NPLOT.EQ.1) READ 10, NBPLT, NGPLT
IF(ICOMPB.EQ.1) READ 10, NBEXP
IF(ICOMP G.EQ.1) READ 10, NGEXP
IF(ICOMP B.EQ.1 .AND. NPLOT.EQ.1) READ 10, NBXPLT
IF(ICOMP G.EQ.1 .AND. NPLOT.EQ.1) READ 10, NGXPLT
IF(NPLOT.EQ.1) READ 20, QLMPLT
IOPT=0
IF(ICOMP G.NE.1) GO TO 3
READ 20, (EGX(I), I=1, NGEXP)
DO 7421 I=1, NGEXP
7421 EGX(I)=EGX(I)*1.0E+06
NGEXM1=NGEXP-1
DO 7321 I=1, NGEXM1
7321 EGXM(I)=0.5*(EGX(I)+EGX(I+1))/1.0E+06
CONTINUE
NGEXP=NGEXM1
READ 20, (GAMFXP(I), I=1, NGEXP)
READ 20, (GAMERR(I), I=1, NGEXP)
DO 2 I=1, NGEXP
GAMERR(I)=ABS(GAMERR(I))
GAMPER(I)=GAMFXP(I)+GAMERR(I)
GAMMER(I)=GAMFXP(I)-GAMERR(I)
2 CONTINUE
SMEXPG=0.
3 CONTINUE
IF(ICOMP B.NE.1) GO TO 4
READ 20, (EBX(I), I=1, NBEXP)
NBEXM1=NBEXP-1
DO 7121 I=1, NBEXP
7121 EBX(I)=EBX(I)*1.0E+06
EBXM(1)=(EBX(1)+EBX(2))*0.5
DO 7122 I=2, NBEXM1
7122 EBXM(I)=EBXM(I-1)+0.5*(EBX(I+1)-EBX(I-1))
NBEXP=NBEXM1
NBEXP1=NBEXP+1
READ 20, (BETEXP(I), I=1, NBEXP)
READ 20, (BETERR(I), I=1, NBEXP)
DO 6101 I=1, NBEXP
6101 BETPER(I)=BETEXP(I)+BETERR(I)
BETMER(I)=BETEXP(I)-BETERR(I)
SMEXPB=0.
4 CONTINUE
READ(5, 10) NBETS, NGAMS
READ(5, 10) NBDB, IBET
10 FORMAT(2I10)
FACTR=1.0E+06
IBCT=0

```

```

IGCT=0
IGASB=0
IGASG=0
NGSHT=0
NGSGT=0
SMGASB=0.
SMGASG=0.
TGASB=0.
TGASG=0.
BSUM1=0.
GSUM1=0.
NRDM1=NBDR=1
READ(5,20)(ERDR(I),I=1,NBDR)
20 FORMAT(6E12.4)
DENR=ERDR(2)-ERDR(1)
DO 6109 I=1,NBFXP
BETEXP(I)=BETEXP(I)/1.0E+06*DENR
BETERR(I)=BETERR(I)/1.0E+06*DENR
BETPER(I)=BETPER(I)/1.0E+06*DENR
6109 BETMER(I)=BETMER(I)/1.0E+06*DENR
PRINT 2001
2001 FORMAT(1H0,35X,*BETA ENERGY BOUNDARIES (EV)*/)
PRINT 220,(EBDR(I),I=1,NBDR)
IF(NPUN.EQ.1) PUNCH 5101
5101 FORMAT(1H,*BETA ENERGY BOUNDARIES (EV)*)
IF(NPUN.EQ.1) PUNCH 873,(EBDR(I),I=1,NBDR)
IF(ICOMP.B.EQ.1) PRINT 5001
5001 FORMAT(1H0,35X,*EXPERIMENTAL BETA ENERGY POINTS (EV)*/)
IF(ICOMP.B.EQ.1) PRINT 220,(EBXM(I),I=1,NBEXP)
IF(ICOMP.B.EQ.1.AND.NPUN.EQ.1) PUNCH 5102
5102 FORMAT(1H,*EXPERIMENTAL BETA ENERGY POINTS (EV)*)
IF(ICOMP.B.EQ.1.AND.NPUN.EQ.1) PUNCH 873,(EBXM(I),I=1,NBEXP)
READ(5,10) NBDG,IGAM
READ(5,20)(ERDG(I),I=1,NBDG)
DENG=ERDG(2)-ERDG(1)
DO 7621 I=1,NGEXP
GAMEXP(I)=GAMEXP(I)*DENG/1.0E+06
GAMERR(I)=GAMERR(I)*DENG/1.0E+06
GAMPER(I)=GAMPER(I)*DENG/1.0E+06
7621 GAMMER(I)=GAMMER(I)*DENG/1.0E+06
PRINT 2002
2002 FORMAT(1H0,35X,*GAMMA ENERGY BOUNDARIES (EV)*/)
PRINT 220,(ERDG(I),I=1,NBDG)
IF(NPUN.EQ.1) PUNCH 5103
5103 FORMAT(1H,*GAMMA ENERGY BOUNDARIES (EV)*)
IF(NPUN.EQ.1) PUNCH 873,(ERDG(I),I=1,NBDG)
IF(ICOMP.G.EQ.1) PRINT 5002
5002 FORMAT(1H0,35X,*EXPERIMENTAL GAMMA ENERGY POINTS (MEV)*/)
IF(ICOMP.G.EQ.1) PRINT 220,(EGX(I),I=1,NGEXP)
IF(ICOMP.G.EQ.1.AND.NPUN.EQ.1) PUNCH 5104
5104 FORMAT(1H,*EXPERIMENTAL GAMMA ENERGY POINTS (MEV)*)
IF(ICOMP.G.EQ.1.AND.NPUN.EQ.1) PUNCH 873,(EGX(I),I=1,NGEXP)
NBDGM1=NBDG-1
IF(ICOMP.G.NE.1) GO TO 21
DO 6 J=1,NGEXP
SMEXPG=SMEXPG+GAMEXP(I)*(EGX(I+1)-EGX(I))/DENG
EGX(I)=EGXM(I)
6 GMEXP1(I)=SMEXPG
21 CONTINUE
IF(ICOMP.B.NE.1) GO TO 22

```

```

DO 7 I=1,NREXP
7 SMEXPR=SMEXPRB+RETEXP(I)*(ERX(I+1)-ERX(I))/DENB
22 CONTINUE
DO 105 I=1,NBDM1
TSPR(I)=0.
105 TSPIB(I)=0.
DO 106 I=1,NBDGM1
TSPG(I)=0.
106 TSPEG(I)=0.
IF(NGAS.NE.1) GO TO 1001
DO 1002 I=1,7
READ(6,110) DUM
1002 CONTINUE
READ(6,120)(HL(I),I=1,10)
READ(6,120)(HL(I),I=1,10)
READ(6,120)(HL(I),I=1,10)
1003 READ(6,130)ID,GAS,ATD,DENS,ACT,BETE,GAME,BPGE
IF(EOF,6)1001,1004
1004 IF(GAS.NE.5H GAS ) GO TO 1003
NGSRT=NGSRT+1
NGSGT=NGSGT+1
TGASB=TGASB+RETE
TGASG=TGASG+GAME
GO TO 1003
1001 CONTINUE
REWIND 6
1 READ(5,30)SYM1,SYM2,IDE,MAT5,NDK,NSP
IF(EOF,5)200,35
35 READ(5,40)STYP
READ(6,110)TTOT
110 FORMAT(1X,E12.6)
READ(6,110)TDCY
READ(6,110)FPS
READ(6,110)DELT
READ(6,110)RETOT
READ(6,110)GAMTOT
READ(6,110)SUMRG
READ(6,120)(HL(I),I=1,10)
READ(6,120)(HL(I),I=1,10)
READ(6,120)(HL(I),I=1,10)
120 FORMAT(10A8)
30 FORMAT(2A5,4I10)
40 FORMAT(F6.2)
IF(NBETS.EQ.1.AND.STYP.EQ.1.0) GO TO 80
GO TO 90
80 READ(5,20)(BETAS(I),I=1,NBDM1)
READ(5,20)(BETAES(I),I=1,NBDM1)
READ(5,20)EBA,SUMENB
DO 81 I=1,NBDM1
81 BETAES(I)=BETAES(I)/1.0E+06
IBCT=IBCT+1
TMPSR=0.
DO 83 I=1,NBDM1
83 TMPSR=TMPSB+BETAES(I)
GO TO 100
90 DO 95 I=1,NBDM1
BETAS(I)=0.
95 BETAES(I)=0.
TMPSB=0.
100 CONTINUE

```

```

      IF(STYP.EQ.1.0.AND.NSP.NE.2) GO TO 60
      IF(STYP.EQ.0.0.AND.NSP.NE.2) GO TO 107
      READ(5,40)STYP
107  IF(NGAMS.EQ.1.AND.STYP.EQ.0.0) GO TO 50
      GO TO 60
      50 READ(5,20)(SPFGAM(I),I=1,NBDGM1)
      READ(5,20)(SORSG(I),I=1,NBDGM1)
      READ(5,20)ETG,SUMENG
      DO 52 I=1,NBDGM1
      52 SORSR(I)=SORSR(I)/1.0E+06
      IGCT=IGCT+1
      TMPSG=0.
      DO 53 I=1,NBDGM1
      53 TMPSG=TMPSG+SORSR(I)
      GO TO 70
      60 DO 65 I=1,NBDGM1
      SPEGAM(I)=0.
      65 SORSR(I)=0.
      TMPSG=0.
      70 CONTINUE
125 READ(6,130)ID,GAS,AID,DENS,ACT,BETE,GAME,BPGE
130 FORMAT(1X,I7,A5,A2,5(1X,E12.6))
      IF(ID.NE.IDE) GO TO 125
      IF(IOP.NE.1) GO TO 139
      IF(ACT.LT.1.0E-35) GO TO 139
      BETEE=BETE/ACT
      GAMEE=GAME/ACT
      IF(BETE.EQ.0.0) GO TO 13A
      ABDB=ABS(1.-TMPSR/BETEE)*100.
      IF(ABDB.GT.1.0E-02) PRINT 131,SYM1,SYM2,IDE,ABDB,TMPSR,BETEE
131 FORMAT(1H,5X,*ISOTOPE *,A5,A5,* ,ID = *,I7,* HAS *,F9.3,* PERCENT
1Y DIFFERENCE IN BETA ENERGY, I.E. *,E12.4,* VS. *,E12.4)
138 CONTINUE
      IF(GAMEE.EQ.0.0) GO TO 139
      ABDG=ABS(1.-TMPSG/GAMEE)*100.
      IF(ABDG.GT.1.0E-02) PRINT 132,SYM1,SYM2,IDE,ABDG,TMPSG,GAMEE
132 FORMAT(1H,5X,*ISOTOPE *,A5,A5,* ,ID = *,I7,* HAS *,F9.3,* PERCENT
1Y DIFFERENCE IN GAMMA ENERGY, I.E. *,E12.4,* VS. *,E12.4)
139 CONTINUE
      IF(NGAS.EQ.1.AND.GAS.NE.5H GAS ) GO TO 199
      IF(NGAS.NE.1) GO TO 169
      IGASB=IGASB+1
      IGASG=IGASG+1
      SMGASB=SMGASB+BETE
      SMGASG=SMGASG+GAME
169 CONTINUE
      BSUM1=BSUM1+BETE
      GSUM1=GSUM1+GAME
      DO 140 I=1,NBDGM1
      TSPB(I)=TSPB(I)+RETA(I)*ACT
140 TSPEB(I)=TSPEB(I)+BETAES(I)*ACT
      DO 150 J=1,NBDGM1
      TSPG(I)=TSPG(I)+SPEGAM(I)*ACT
150 TSPEG(I)=TSPEG(I)+SORSR(I)*ACT
199 CONTINUE
      REWIND 6
      GO TO 1
200 GPS=0.
      BPS=0.
      GMEVPS=0.

```

```

BMEVPS=0.
DO 300 I=1,NBDM1
BPS=BPS+TSPB(I)
300 BMEVPS=BMEVPS+TSPEB(I)
DO 310 I=1,NBDGM1
GPS=GPS+TSPG(I)
310 GMEVPS=GMEVPS+TSPEG(I)
BMEVPF=BMEVPS/FPS
GMEVPF=GMEVPS/FPS
GPF=GPS/FPS
BPF=BPS/FPS
PBET=100.*(1.-BMEVPF/BETOT)
PGAM=100.*(1.-GMEVPF/GAMTOT)
CRMVPS=BSUM1
CGMVPS=GSUM1
CRMVPF=CRMVPS/FPS
CGMVPF=CGMVPS/FPS
PBC=100.*(1.-BMEVPF/CRMVPF)
PGC=100.*(1.-GMEVPF/CGMVPF)
PRINT 210,TTOT,TCY
210 FORMAT(1H1,5X,*TOTAL BETA SPECTRUM AT *,E12.6,* SEC. TOTAL AND *,
1E12.6,* SEC. DECAY (BETAS/SEC)*/)
PRINT 220,(TSPB(I),I=1,NBDM1)
220 FORMAT(1H ,6E15.5)
PRINT 230,TTOT,TCY
230 FORMAT(1H0,5X,*TOTAL BETA ENERGY SPECTRUM AT *,E12.6,* SEC. TOTAL
1AND *,E12.6,* SEC. DECAY (MEV/SEC)*/)
PRINT 220,(TSPEB(I),I=1,NBDM1)
PRINT 240,TTOT,TCY
240 FORMAT(1H0,5X,*TOTAL GAMMA SPECTRUM AT *,E12.6,* SEC. TOTAL AND *,
1E12.6,* SEC. DECAY (GAMMAS/SEC)*/)
PRINT 220,(TSPG(I),I=1,NBDGM1)
PRINT 250,TTOT,TCY
250 FORMAT(1H0,5X,*TOTAL GAMMA ENERGY SPECTRUM AT *,E12.6,* SEC. TOTAL
1 AND *,E12.6,* SEC. DECAY (MEV/SEC)*/)
PRINT 220,(TSPEG(I),I=1,NBDGM1)
PRINT 251
251 FORMAT(1H0,///)
DO 252 I=1,NBDM1
TSPB(I)=TSPB(I)/FPS
252 TSPEB(I)=TSPEB(I)/FPS
DO 253 I=1,NBDGM1
TSPG(I)=TSPG(I)/FPS
253 TSPEG(I)=TSPEG(I)/FPS
PRINT 320,TTOT,TCY
320 FORMAT(1H0,5X,*TOTAL BETA SPECTRUM AT *,E12.6,* SEC. TOTAL AND *,
1E12.6,* SEC. DECAY (BETAS/FISSION)*/)
PRINT 220,(TSPB(I),I=1,NBDM1)
PRINT 330,TTOT,TCY
330 FORMAT(1H0,5X,*TOTAL BETA ENERGY SPECTRUM AT *,E12.6,* SEC. TOTAL
1AND *,E12.6,* SEC. DECAY (MEV/FISSION)*/)
PRINT 220,(TSPEB(I),I=1,NBDM1)
PRINT 340,TTOT,TCY
340 FORMAT(1H0,5X,*TOTAL GAMMA SPECTRUM AT *,E12.6,* SEC. TOTAL AND *,
1E12.6,* SEC. DECAY (GAMMAS/FISSION)*/)
PRINT 220,(TSPG(I),I=1,NBDGM1)
PRINT 350,TTOT,TCY
350 FORMAT(1H0,5X,*TOTAL GAMMA ENERGY SPECTRUM AT *,E12.6,* SEC. TOTAL
1 AND *,E12.6,* SEC. DECAY (MEV/FISSION)*/)
PRINT 220,(TSPEG(I),I=1,NBDGM1)

```

```

PRINT 251
PRINT 400,FPS
400 FORMAT(1H1,20X,*FISSIONS / SEC = *,E12.6)
PRINT 401,BPS
401 FORMAT(1H0,20X,*RETAS / SEC = *,E12.6)
PRINT 410,BPF
410 FORMAT(1H0,20X,*RETAS / FISSION = *,E12.6)
PRINT 420,BMEVPS
420 FORMAT(1H0,20X,*BETA MEV / SEC = *,E12.6)
IF(ICOMP8.NE.1) GO TO 422
PRINT 421,SMFXPB
421 FORMAT(1H0,20X,*EXPERIMENTAL BETA MEV / FISSION = *,E12.6)
422 CONTINUE
PRINT 430,BMEVPF
430 FORMAT(1H0,20X,*BETA MEV / FISSION = *,E12.6)
PRINT 415,CRMVPF,PRC
415 FORMAT(1H0,5X,*CINDER BETA MEV / FISSION = *,E12.6,
1* PERCENT DIFFERENCE = *,E12.6)
PRINT 510,GPS
510 FORMAT(1H0,20X,*GAMMAS / SEC = *,E12.6)
PRINT 520,GPF
520 FORMAT(1H0,20X,*GAMMAS / FISSION = *,E12.6)
PRINT 530,GMEVPS
530 FORMAT(1H0,20X,*GAMMA MEV / SEC = *,E12.6)
IF(ICOMP9.NE.1) GO TO 532
PRINT 531,SMEXPG
531 FORMAT(1H0,20X,*EXPERIMENTAL GAMMA MEV / FISSION = *,E12.6)
532 CONTINUE
PRINT 540,GMEVPF
540 FORMAT(1H0,20X,*GAMMA MEV / FISSION = *,E12.6)
PRINT 535,CGMVPF,PGC
535 FORMAT(1H0,5X,*CINDER GAMMA MEV / FISSION = *,E12.6,
1* PERCENT DIFFERENCE = *,E12.6)
PRINT 610,BETOT,PBET
610 FORMAT(1H0,5X,*CINDER TOTAL BETA MEV / FISSION = *,E12.6,
1* PERCENT DIFFERENCE = *,E12.6)
PRINT 620,GAMTOT,PGAM
620 FORMAT(1H0,5X,*CINDER TOTAL GAMMA MEV / FISSION = *,E12.6,
1* PERCENT DIFFERENCE = *,E12.6)
PRINT 630,IRCT,IGCT
630 FORMAT(1H0,20X,*BETA COUNT = *,I3,* ,GAMMA COUNT = *,I3)
IF(NGAS.NE.1) GO TO 671
PRINT 670,IGASR,TGASG
670 FORMAT(1H0,20X,*BETA GAS COUNT = *,I3,* ,GAMMA GAS COUNT = *,I3)
PRINT 689,NGSRT,NGSGT
689 FORMAT(1H0,20X,*BETA TOTAL GAS COUNT = *,I3,* ,GAMMA TOTAL GAS C
OUNT = *,I3)
SMGASB=SMGASB/FPS
SMGASG=SMGASG/FPS
TGASB=TGASB/FPS
TGASG=TGASG/FPS
PRINT 674,SMGASB
PRINT 675,SMGASG
PRINT 672,TGASR
PRINT 673,TGASG
672 FORMAT(1H0,5X,*CINDER TOTAL GAS BETA MEV / FISSION = *,E12.6)
673 FORMAT(1H0,5X,*CINDER TOTAL GAS GAMMA MEV / FISSION = *,E12.6)
674 FORMAT(1H0,5X,*CINDER GAS BETA MEV / FISSION = *,E12.6)
675 FORMAT(1H0,5X,*CINDER GAS GAMMA MEV / FISSION = *,E12.6)
671 CONTINUE

```

```

RATB=RMEVPF/REYOT
RATBC=CRMVPF/RETOT
RATG=GMEVPF/GAMTOT
RATGC=CGMVPF/GAMTOT
IF(ICOMP,NE,1) GO TO 631
RATEXG=SMEXPG/GAMTOT
RATXG1=SMEXPG/GMEVPF
RATXEC=RATEXG/GMEVPF*CGMVPF
631 CONTINUE
IF(ICOMP,NE,1) GO TO 632
RATEXB=SMEXPB/RMEVPF*RATBC
632 CONTINUE
PRINT 710,RATB
710 FORMAT(1H0,5X,*RATIO OF BETA MEV / FISSION TO TOTAL CINDER BETA ME
1V / FISSION = *,E12.6)
PRINT 720,RATBC
720 FORMAT(1H0,5X,*RATIO OF CINDER BETA MEV / FISSION TO TOTAL CINDER
1BETA MEV / FISSION = *,E12.6)
PRINT 730,RATG
730 FORMAT(1H0,5X,*RATIO OF GAMMA MEV / FISSION TO TOTAL CINDER GAMMA
1MEV / FISSION = *,E12.6)
PRINT 740,RATGC
740 FORMAT(1H0,5X,*RATIO OF CINDER GAMMA MEV / FISSION TO TOTAL CINDER
1 GAMMA MEV / FISSION = *,E12.6)
IF(ICOMP,NE,1) GO TO 742
PRINT 741,RATEXG
741 FORMAT(1H0,5X,*RATIO OF EXPERIMENTAL GAMMA MEV / FISSION TO TOTAL
1CINDER GAMMA MEV / FISSION = *,E12.6)
PRINT 747,RATXEC
747 FORMAT(1H0,5X,*RATIO OF EXPERIMENTAL GAMMA MEV / FISSION TO TOTAL
1CINDER GAMMA MEV / FISSION (EXCLUDING CONVERSION ELECTRONS) = *,
2E12.6)
PRINT 746,RATXG1
746 FORMAT(1H0,5X,*RATIO OF EXPERIMENTAL GAMMA MEV / FISSION TO TOTAL
1MEV / FISSION = *,E12.6)
742 CONTINUE
IF(ICOMP,NE,1) GO TO 744
PRINT 743,RATEXB
743 FORMAT(1H0,5X,*RATIO OF EXPERIMENTAL BETA MEV / FISSION TO TOTAL B
1ETA MEV / FISSION = *,E12.6)
744 CONTINUE
PRINT 793
793 FORMAT(1H0,///,5X,*NB. TOTAL REFERS TO ALL 825 FISSION PRODUCTS,
1THE REST REFER TO THE 181 FISSION PRODUCTS*)
PRINT 794
794 FORMAT(1H0,5X,*THE FOLLOWING SPECTRA ARE NORMALIZED TO THE TOTAL C
1INDER=CALCULATED GAMMA AND BETA MEV/FISSION*,/,5X,* FOR ALL 825 FI
2SSION PRODUCTS*///)
IF(NGAS,EQ,1) RATR=TGASB/SMGASB
IF(NGAS,EQ,1) RATGC=TGASG/SMGASG
DO 810 I=1,NRDM1
EBDB(I)=0.5*(EBDB(I)+EBDB(I+1))/1.0E+06
TSPB(I)=TSPB(I)/RATR
810 TSPER(I)=TSPER(I)/RATB
SMGCS=0.
DO 820 I=1,NRDGM1
EBDG(I)=0.5*(EBDG(I)+EBDG(I+1))/1.0E+06
TSPG(I)=TSPG(I)/RATGC
TSPEG(I)=TSPEG(I)/RATGC
SMGCS=SMGCS+TSPEG(I)

```

```

820 TSPEG1(I)=SMGCS
  PRINT 830,TTOT,TCY
830 FORMAT(1H1,5X,*NORMALIZED BETA SPECTRUM AT *,E12.6,* SEC. TOTAL AN
10 *,E12.6,* SEC. DECAY (BETAS/FISSION)*/)
  PRINT 220,(TSPR(I),I=1,NBDM1)
  PRINT 840,TTOT,TCY
840 FORMAT(1H0,5X,*NORMALIZED BETA ENERGY SPECTRUM AT *,E12.6,* SEC. T
10 TAL AND *,E12.6,* SEC. DECAY (MEV/FISSION)*/)
  PRINT 220,(TSPEB(I),I=1,NBDM1)
  IF(NPUN.EQ.1) PUNCH 4010,TTOT,TCY
4010 FORMAT(1H,*BETA MEV/FISSION AT *,E12.6,* SEC. TOTAL AND *,E12.6,
1* SEC. DECAY*)
  IF(NPUN.EQ.1) PUNCH 873,(TSPEB(I),I=1,NBDM1)
  IF(ICOMP.BE.1) GO TO 841
  PRINT 842,TTOT,TCY
842 FORMAT(1H0,5X,*EXPERIMENTAL BETA ENERGY SPECTRUM AT *,E12.6,* SEC.
1 TOTAL AND *,E12.6,* SEC. DECAY (MEV/FISSION)*/)
  PRINT 220,(BETEXP(I),I=1,NREXP)
  PRINT 4963
4963 FORMAT(1H0,5X,*EXPERIMENTAL BETA ERRORS (MEV/FISSION)*/)
  PRINT 220,(BETERR(I),I=1,NBEXP)
  IF(NPUN.EQ.1) PUNCH 4020
4020 FORMAT(1H,*EXPERIMENTAL BETA MEV/FISSION*)
  IF(NPUN.EQ.1) PUNCH 873,(BETEXP(I),I=1,NBEXP)
  IF(NPUN.EQ.1) PUNCH 4961
4961 FORMAT(1H,*EXPERIMENTAL BETA ERRORS(MEV/FISSION)*
  IF(NPUN.EQ.1) PUNCH 873,(BETERR(I),I=1,NREXP)
841 CONTINUE
  PRINT 850,TTOT,TCY
850 FORMAT(1H0,5X,*NORMALIZED GAMMA SPECTRUM AT *,E12.6,* SEC. TOTAL A
1ND *,E12.6,* SEC. DECAY (GAMMAS/FISSION)*/)
  PRINT 220,(TSPG(I),I=1,NBDGM1)
872 FORMAT(1H,*GAMMAS/FISSION AT *,E12.6,* SEC. TOTAL AND *,E12.6,
1* SEC. DECAY*)
873 FORMAT(6E12.6)
  PRINT 860,TTOT,TCY
860 FORMAT(1H0,5X,*NORMALIZED GAMMA ENERGY SPECTRUM AT *,E12.6,* SEC.
1TOTAL AND *,E12.6,* SEC. DECAY (MEV/FISSION)*/)
  IF(NPUN.EQ.1) PUNCH 7836,TTOT,TCY
7836 FORMAT(1H,*GAMMA MEV/FISS. AT *,E12.6,* SEC. TOTAL AND *,E12.6,
1*SEC. DECAY*)
  IF(NPUN.EQ.1) PUNCH 873,(TSPEG(I),I=1,NBDGM1)
  PRINT 220,(TSPFG(I),I=1,NBDGM1)
  PRINT 859,TTOT,TCY
859 FORMAT(1H0,5X,*NORMALIZED SUM GAMMA ENERGY SPECTRUM AT *,E12.6,* S
1EC. TOTAL AND *,E12.6,* SEC. DECAY (MEV/FISSION)*/)
  PRINT 220,(TSPEG1(I),I=1,NBDGM1)
  IF(ICOMP.G.NE.1) GO TO 862
  PRINT 861,TTOT,TCY
861 FORMAT(1H0,5X,*EXPERIMENTAL GAMMA ENERGY SPECTRUM AT *,E12.6,* SEC
1. TOTAL AND *,E12.6,* SEC. DECAY (MEV/FISSION)*/)
  PRINT 220,(GAMEXP(I),I=1,NGEXP)
  IF(NPUN.EQ.1) PUNCH 3001
3001 FORMAT(1H,*EXPERIMENTAL GAMMA MEV/FISSION*)
  IF(NPUN.EQ.1) PUNCH 873,(GAMEXP(I),I=1,NGEXP)
  IF(NPUN.EQ.1) PUNCH 3002
3002 FORMAT(1H,*EXPERIMENTAL GAMMA ERRORS*)
  IF(NPUN.EQ.1) PUNCH 873,(GAMERR(I),I=1,NGEXP)
  PRINT 858,TTOT,TCY
858 FORMAT(1H0,5X,*EXPERIMENTAL SUM GAMMA ENERGY SPECTRUM AT *,E12.6,*

```



```

1 SEC. TOTAL AND *,E12.6,* SEC. DECAY (MEV/FISSION)*/)
PRINT 220,(GMEXP1(I),I=1,NGEXP)
PRINT 857,TTOT,TDCY
857 FORMAT(1H0,5X,*ERRORS OF EXPERIMENTAL GAMMA ENERGY SPECTRUM AT *,
1E12.6,* SEC. TOTAL AND *,E12.6,* SEC. DECAY (MEV/FISSION)*/)
PRINT 220,(GAMERR(I),I=1,NGEXP)
862 CONTINUE
IF(NPLOT.NE.1) GO TO 901
DO 957 I=1,NREXP
957 ERX(I)=ERXM(I)
ENCODE(10,5511,ATTOT)TTOT
5511 FORMAT(1PE10,3)
ENCODE(10,5511,ATDCY)TDCY
DO 6553 I=1,NREXP
6553 ERX(I)=ERX(I)/1.0E+06
BMIN=QLMPLT
DO 910 I=1,NRDM1
IF(TSPB(I).LT.BMIN) TSPB(I)=BMIN
910 CONTINUE
BEMIN=QLMPLT
DO 920 I=1,NRDM1
IF(TSPEB(I).LT.BEMIN) TSPEB(I)=BEMIN
IF(ICOMP.B.NE.1) GO TO 911
911 CONTINUE
920 CONTINUE
IF(JCOMP.B.NE.1) GO TO 994
DO 993 I=1,NREXP
IF(BETMER(I).LT.BEMIN) BETMER(I)=BEMIN
IF(BETEXP(I).LT.BEMIN) BETEXP(I)=BEMIN
IF(BETPER(I).LT.BEMIN) BETPER(I)=BEMIN
993 CONTINUE
994 CONTINUE
GMIN=QLMPLT
DO 930 J=1,NBDGM1
IF(TSPG(I).LT.GMIN) TSPG(I)=GMIN
930 CONTINUE
GEMIN=QLMPLT
GEMINI=QLMPLT
DO 940 I=1,NBDGM1
IF(TSPEG(I).LT.GEMIN) TSPEG(I)=GEMIN
IF(TSPEG1(I).LT.GEMINI) TSPEG1(I)=GEMINI
940 CONTINUE
IF(ICOMP.G.NE.1) GO TO 931
DO 946 I=1,NGEXP
IF(GAMEXP(I).LT.GEMIN) GAMEXP(I)=GEMIN
IF(GMEXP1(I).LT.GEMINI) GMEXP1(I)=GEMINI
IF(GAMMER(I).LT.GEMIN) GAMMER(I)=GEMIN
IF(GAMPER(I).LT.GEMIN) GAMPER(I)=GEMIN
946 CONTINUE
931 CONTINUE
TI(1)=10HBETAS PER
TI(2)=10HFISSION AT
TI(3)=ATTOT
TI(4)=10H S. TOTAL
TI(5)=ATDCY
TI(6)=10H S. DECAY
ABSIS(1)=3HMEV
ORDIN(1)=8HSPECTRUM
CALL PLOSB(ERDRM,TSPR,+NRPLT,-1,+1,+47B,0.,0.,0.,
1TI,60,ABSIS,3,ORDIN,8)

```

```

CALL PLOTM(EBDRM,TSPEB,+NBPLT,-1,0,+103,0,,10,,10,,
1TI,60,ABSIS,3,ORDIN,8)
TI(1)=10H BETA MEV/
IF(ICOMP8.NE.1) GO TO 951
TI(7)=10H, CALC. VS
TJ(8)=6H. EXP.
NBPLX=NBXPPLT
IF(NBPLX.GT.NREXP) NBPLX=NREXP.
CALL PLOSR(EBDRM,TSPEB,+NBPLT,-1,-1,+478,0,,0,,0,,
1TI,76,ABSIS,3,ORDIN,8)
CALL PLOSR(ERX,BETEXP,+NBPLX,-1,+1,-118,0,,0,,0,,
1TI,76,ABSIS,3,ORDIN,8)
CALL PLOTM(EBDRM,TSPEB,+NBPLT,-1,0,+103,0,,10,,10,,
1TI,76,ABSIS,3,ORDIN,8)
DO 4321 IP=1,NBPLX
XEN(1)=ERX(IP)-1.0E-10
XEN(2)=ERX(IP)
XEN(3)=ERX(IP)+1.0E-10
YSP(1)=BETMER(IP)
YSP(2)=BETEXP(IP)
YSP(3)=BETPER(IP)
CALL PLOTM(XEN,YSP,+3,-1,+1,-38,0,,10,,10,,TI,76,ABSIS,3,ORDIN,8)
4321 CONTINUE
GO TO 953
951 CONTINUE
CALL PLOSR(EBDRM,TSPEB,+NBPLT,-1,+1,+478,0,,0,,0,,
1TI,60,ABSIS,3,ORDIN,8)
CALL PLOTM(EBDRM,TSPEB,+NBPLT,-1,0,+103,0,,10,,10,,
1TI,60,ABSIS,3,ORDIN,8)
953 CONTINUE
TI(1)=10H GAMMAS /
CALL PLOSR(EBDGM,TSPG,+NGPLT,-1,+1,+478,0,,0,,0,,
1TI,60,ABSIS,3,ORDIN,8)
CALL PLOTM(EBDGM,TSPG,+NGPLT,-1,0,+103,0,,10,,10,,
1TI,60,ABSIS,3,ORDIN,8)
TI(1)=10HGAMMA MEV/
IF(ICOMP8.NE.1) GO TO 941
NGPLX=NGXPPLT
IF(NGPLX.GT.NGEXP) NGPLX=NGEXP
CALL PLOSR(EBDGM,TSPEG,+NGPLT,-1,-1,+478,0,,0,,0,,
1TI,76,ABSIS,3,ORDIN,8)
CALL PLOSR(EGX,GAMFEXP,NGPLX,-1,+1,-118,0,,0,,0,,
1TI,76,ABSIS,3,ORDIN,8)
CALL PLOTM(EBDGM,TSPEG,+NGPLT,-1,0,+103,0,,10,,10,,
1TI,76,ABSIS,3,ORDIN,8)
DO 4001 IP=1,NGPLX
XEN(1)=EGX(IP)-1.0E-10
XEN(2)=EGX(IP)
XEN(3)=EGX(IP)+1.0E-10
YSP(1)=GAMFER(IP)
YSP(2)=GAMFEXP(IP)
YSP(3)=GAMFER(IP)
CALL PLOTM(XEN,YSP,+3,-1,+1,-38,0,,10,,10,,
1TI,76,ABSIS,3,ORDIN,8)
4001 CONTINUE
GO TO 942
941 CONTINUE
CALL PLOSR(EBDGM,TSPEG,+NGPLT,-1,+1,+478,0,,0,,0,,
1TI,60,ABSIS,3,ORDIN,8)
CALL PLOTM(EBDGM,TSPEG,+NGPLT,-1,0,+103,0,,10,,10,,

```

```

      ITI,60,ABSIS,3,ORDIN,8)
942 CONTINUE
      TI(2)=10H SUM GAMMA
      TI(3)=10H MEV/FIS.
      TI(4)=10H CALCULATED
      IF(ICOMP,NE,1) GO TO 961
      TI(5)=10H (-) AND E
      TI(6)=10H EXPERIMENTA
      TI(7)=5HL (*)
      CALL PLOTM(ERDGM,TSPEG1,+NGPLT,-1,0,+103,0,,10.,10.,
      ITI,65,ABSIS,3,ORDIN,8)
      CALL PLOTM(EGX,GMEXP1,+NGPLX,-1,+1,-103,0,,10.,10.,
      ITI,65,ABSIS,3,ORDIN,8)
      GO TO 962
961 CALL PLOTM(ERDGM,TSPEG1,+NGPLT,-1,0,+103,0,,10.,10.,
      ITI,40,ABSIS,3,ORDIN,8)
962 CONTINUE
901 CONTINUE
      END

```

```

SUBROUTINE FXL
CALL VBFS(1,205005B)
RETURN
END

```

```

SUBROUTINE FXH
CALL VBFS(1,205007B)
RETURN
END

```

APPENDIX C

SAMPLE OUTPUT FROM THE FPCYS PROGRAM

METHOD 4 FOR BETA SPECTRA

METHOD 2 FOR GAMMA SPECTRA

BETA ENERGY BOUNDARIES (EV)

```

-----
0,      .10E+06  .20E+06  .30E+06  .40E+06  .50E+06  .60E+06  .70E+06  .80E+06  .90E+06
.10E+07  .11E+07  .12E+07  .13E+07  .14E+07  .15E+07  .16E+07  .17E+07  .18E+07  .19E+07
.20E+07  .21E+07  .22E+07  .23E+07  .24E+07  .25E+07  .26E+07  .27E+07  .28E+07  .29E+07
.30E+07  .31E+07  .32E+07  .33E+07  .34E+07  .35E+07  .36E+07  .37E+07  .38E+07  .39E+07
.40E+07  .41E+07  .42E+07  .43E+07  .44E+07  .45E+07  .46E+07  .47E+07  .48E+07  .49E+07
.50E+07  .51E+07  .52E+07  .53E+07  .54E+07  .55E+07  .56E+07  .57E+07  .58E+07  .59E+07
.60E+07  .61E+07  .62E+07  .63E+07  .64E+07  .65E+07  .66E+07  .67E+07  .68E+07  .69E+07
.70E+07  .71E+07  .72E+07  .73E+07  .74E+07  .75E+07

```

GAMMA ENERGY BOUNDARIES (EV)

```

-----
0,      .50E+05  .10E+06  .15E+06  .20E+06  .25E+06  .30E+06  .35E+06  .40E+06  .45E+06
.50E+06  .55E+06  .60E+06  .65E+06  .70E+06  .75E+06  .80E+06  .85E+06  .90E+06  .95E+06
.10E+07  .10E+07  .11E+07  .11E+07  .12E+07  .13E+07  .13E+07  .13E+07  .14E+07  .14E+07
.15E+07  .15E+07  .16E+07  .16E+07  .17E+07  .18E+07  .18E+07  .18E+07  .19E+07  .19E+07
.20E+07  .20E+07  .21E+07  .21E+07  .22E+07  .23E+07  .23E+07  .23E+07  .24E+07  .24E+07
.25E+07  .25E+07  .26E+07  .26E+07  .27E+07  .28E+07  .28E+07  .28E+07  .29E+07  .29E+07
.30E+07  .30E+07  .31E+07  .31E+07  .32E+07  .33E+07  .33E+07  .33E+07  .34E+07  .34E+07
.35E+07  .35E+07  .36E+07  .36E+07  .37E+07  .38E+07  .38E+07  .38E+07  .39E+07  .39E+07
.40E+07  .40E+07  .41E+07  .41E+07  .42E+07  .43E+07  .43E+07  .43E+07  .44E+07  .44E+07
.45E+07  .45E+07  .46E+07  .46E+07  .47E+07  .48E+07  .48E+07  .48E+07  .49E+07  .49E+07
.50E+07  .50E+07  .51E+07  .51E+07  .52E+07  .53E+07  .53E+07  .53E+07  .54E+07  .54E+07
.55E+07  .55E+07  .56E+07  .56E+07  .57E+07  .58E+07  .58E+07  .58E+07  .59E+07  .59E+07
.60E+07  .60E+07  .61E+07  .61E+07  .62E+07  .63E+07  .63E+07  .63E+07  .64E+07  .64E+07
.65E+07  .65E+07  .66E+07  .66E+07  .67E+07  .68E+07  .68E+07  .68E+07  .69E+07  .69E+07
.70E+07  .70E+07  .71E+07  .71E+07  .72E+07  .73E+07  .73E+07  .73E+07  .74E+07  .74E+07
.75E+07

```

33-AS= 82
 MAT= 75
 NDK= 1
 NSP= 2
 IDE= 3308200

E-BETA= .3211E+07
 E-GAMMA= .2881E+06
 E-ALPHA=-0.
 HALFLIFE= .1900E+02
 BRANCHINGS= .1000E+01
 Q-VALUE(S)= .7200E+07
 WEIGHTED Q= .7200E+07(+/- .2000E+06)

BETA SPECTRUM

NORMALIZATION FACTOR= .1000E+01
 NO. OF POINTS= 5

E-BETA REL INTENSITY
 1 .2700E+07 .1000E+01

BETA SPECTRUM

.1830E-01	.2452E-01	.3082E-01	.3686E-01	.4247E-01	.4751E-01
.5185E-01	.5541E-01	.5811E-01	.5990E-01	.6073E-01	.6061E-01
.5954E-01	.5755E-01	.5470E-01	.5105E-01	.4671E-01	.4179E-01
.3642E-01	.3076E-01	.2498E-01	.1929E-01	.1389E-01	.9025E-02
.4949E-02	.1938E-02	.2884E-03	0.	0.	0.
0.	0.	0.	0.	0.	0.
0.	0.	0.	0.	0.	0.
0.	0.	0.	0.	0.	0.
0.	0.	0.	0.	0.	0.
0.	0.	0.	0.	0.	0.
0.	0.	0.	0.	0.	0.
0.	0.	0.	0.	0.	0.

BETA ENERGY SPECTRUM

.9606E+03	.3728E+04	.7755E+04	.1295E+05	.1915E+05	.2617E+05
.3374E+05	.4159E+05	.4941E+05	.5691E+05	.6377E+05	.6970E+05
.7441E+05	.7767E+05	.7929E+05	.7910E+05	.7704E+05	.7309E+05
.6734E+05	.5994E+05	.5117E+05	.4143E+05	.3121E+05	.2117E+05
.1210E+05	.4923E+04	.7575E+03	0.	0.	0.
0.	0.	0.	0.	0.	0.

0.	0.	0.	0.	0.	0.
0.	0.	0.	0.	0.	0.
0.	0.	0.	0.	0.	0.
0.	0.	0.	0.	0.	0.
0.	0.	0.	0.	0.	0.
0.	0.	0.	0.	0.	0.
0.	0.	0.	0.	0.	0.

2 .2900E+07 .2000E+01

AVERAGE BETA ENERGY = .1136E+07

BETA SPECTRUM

.3115E+01	.4198E+01	.5308E+01	.6389E+01	.7412E+01	.8354E+01
.9194E+01	.9916E+01	.1050E+02	.1095E+02	.1124E+02	.1137E+02
.1135E+02	.1117E+02	.1083E+02	.1036E+02	.9744E+01	.9013E+01
.8179E+01	.7263E+01	.6286E+01	.5276E+01	.4260E+01	.3271E+01
.2344E+01	.1516E+01	.8277E+02	.3229E+02	.4789E+03	0.
0.	0.	0.	0.	0.	0.
0.	0.	0.	0.	0.	0.
0.	0.	0.	0.	0.	0.
0.	0.	0.	0.	0.	0.
0.	0.	0.	0.	0.	0.
0.	0.	0.	0.	0.	0.
0.	0.	0.	0.	0.	0.

BETA ENERGY SPECTRUM

.1637E+04	.6384E+04	.1336E+05	.2244E+05	.3343E+05	.4602E+05
.5983E+05	.7442E+05	.8932E+05	.1040E+06	.1180E+06	.1308E+06
.1418E+06	.1507E+06	.1570E+06	.1605E+06	.1607E+06	.1577E+06
.1512E+06	.1415E+06	.1288E+06	.1133E+06	.9577E+05	.7680E+05
.5736E+05	.3860E+05	.2189E+05	.8848E+04	.1353E+04	0.
0.	0.	0.	0.	0.	0.
0.	0.	0.	0.	0.	0.
0.	0.	0.	0.	0.	0.
0.	0.	0.	0.	0.	0.
0.	0.	0.	0.	0.	0.
0.	0.	0.	0.	0.	0.
0.	0.	0.	0.	0.	0.

3 .5500E+07 .5000E+01

AVERAGE BETA ENERGY = .1232E+07

BETA SPECTRUM

.1665E+01	.2322E+01	.3044E+01	.3807E+01	.4601E+01	.5415E+01
.6241E+01	.7070E+01	.7894E+01	.8706E+01	.9498E+01	.1026E+02
.1100E+02	.1169E+02	.1234E+02	.1295E+02	.1350E+02	.1400E+02
.1443E+02	.1481E+02	.1512E+02	.1537E+02	.1554E+02	.1565E+02
.1569E+02	.1566E+02	.1557E+02	.1540E+02	.1517E+02	.1487E+02

.1451E+00	.1409E+00	.1362E+00	.1308E+00	.1250E+00	.1188E+00
.1121E+00	.1050E+00	.9769E-01	.9010E-01	.8232E-01	.7444E-01
.6651E-01	.5862E-01	.5085E-01	.4328E-01	.3600E-01	.2910E-01
.2268E-01	.1684E-01	.1169E-01	.7338E-02	.3895E-02	.1480E-02
.2146E-03	0.	0.	0.	0.	0.
0.	0.	0.	0.	0.	0.
0.	0.	0.	0.	0.	0.
0.	0.	0.	0.	0.	0.

BETA ENERGY SPECTRUM

.8791E+03	.3537E+04	.7669E+04	.1339E+05	.2077E+05	.2985E+05
.4063E+05	.5309E+05	.6716E+05	.8277E+05	.9979E+05	.1181E+06
.1375E+06	.1579E+06	.1790E+06	.2007E+06	.2228E+06	.2450E+06
.2671E+06	.2888E+06	.3100E+06	.3304E+06	.3497E+06	.3679E+06
.3845E+06	.3994E+06	.4125E+06	.4235E+06	.4323E+06	.4387E+06
.4426E+06	.4439E+06	.4425E+06	.4383E+06	.4313E+06	.4215E+06
.4090E+06	.3938E+06	.3760E+06	.3558E+06	.3333E+06	.3089E+06
.2826E+06	.2549E+06	.2262E+06	.1969E+06	.1673E+06	.1382E+06
.1099E+06	.8332E+05	.5900E+05	.3776E+05	.2042E+05	.7902E+04
.1164E+04	0.	0.	0.	0.	0.
0.	0.	0.	0.	0.	0.
0.	0.	0.	0.	0.	0.
0.	0.	0.	0.	0.	0.

AVERAGE BETA ENERGY = .2494E+07

4 .6600E+07

.1200E+02

BETA SPECTRUM

.2503E-01	.3513E-01	.4636E-01	.5837E-01	.7102E-01	.8419E-01
.9776E-01	.1116E+00	.1256E+00	.1397E+00	.1538E+00	.1677E+00
.1814E+00	.1948E+00	.2077E+00	.2203E+00	.2323E+00	.2437E+00
.2544E+00	.2645E+00	.2737E+00	.2822E+00	.2898E+00	.2966E+00
.3024E+00	.3073E+00	.3112E+00	.3142E+00	.3162E+00	.3171E+00
.3171E+00	.3161E+00	.3141E+00	.3112E+00	.3072E+00	.3024E+00
.2966E+00	.2899E+00	.2824E+00	.2741E+00	.2650E+00	.2551E+00
.2446E+00	.2335E+00	.2218E+00	.2097E+00	.1971E+00	.1841E+00
.1709E+00	.1575E+00	.1440E+00	.1304E+00	.1170E+00	.1037E+00
.9072E-01	.7812E-01	.6603E-01	.5455E-01	.4381E-01	.3393E-01
.2504E-01	.1728E-01	.1079E-01	.5695E-02	.2153E-02	.3107E-03
0.	0.	0.	0.	0.	0.
0.	0.	0.	0.	0.	0.

BETA ENERGY SPECTRUM

.1323E+04	.5353E+04	.1168E+05	.2052E+05	.3206E+05	.4641E+05
.6365E+05	.8382E+05	.1069E+06	.1328E+06	.1616E+06	.1929E+06
.2268E+06	.2630E+06	.3013E+06	.3415E+06	.3833E+06	.4265E+06
.4708E+06	.5158E+06	.5612E+06	.6068E+06	.6522E+06	.6970E+06
.7409E+06	.7836E+06	.8248E+06	.8640E+06	.9011E+06	.9356E+06
.9673E+06	.9958E+06	.1021E+07	.1042E+07	.1060E+07	.1073E+07
.1083E+07	.1087E+07	.1087E+07	.1083E+07	.1073E+07	.1059E+07

.1040E+07	.1016E+07	.9871E+06	.9539E+06	.9162E+06	.8745E+06
.8288E+06	.7795E+06	.7269E+06	.6717E+06	.6141E+06	.5548E+06
.4943E+06	.4335E+06	.3730E+06	.3136E+06	.2562E+06	.2018E+06
.1515E+06	.1062E+06	.6737E+05	.3613E+05	.1386E+05	.2028E+04
0.	0.	0.	0.	0.	0.
0.	0.	0.	0.	0.	0.

AVERAGE BETA ENERGY = .3033E+07

5 .7200E+07 .8000E+02

BETA SPECTRUM

.1330E+00	.1871E+00	.2476E+00	.3127E+00	.3815E+00	.4536E+00
.5283E+00	.6051E+00	.6833E+00	.7624E+00	.8420E+00	.9214E+00
.1000E+01	.1078E+01	.1155E+01	.1230E+01	.1302E+01	.1372E+01
.1439E+01	.1503E+01	.1564E+01	.1621E+01	.1674E+01	.1722E+01
.1767E+01	.1806E+01	.1841E+01	.1872E+01	.1897E+01	.1917E+01
.1933E+01	.1943E+01	.1948E+01	.1947E+01	.1942E+01	.1931E+01
.1915E+01	.1894E+01	.1869E+01	.1838E+01	.1803E+01	.1763E+01
.1719E+01	.1671E+01	.1618E+01	.1562E+01	.1503E+01	.1440E+01
.1374E+01	.1306E+01	.1235E+01	.1163E+01	.1088E+01	.1013E+01
.9367E+00	.8601E+00	.7835E+00	.7075E+00	.6325E+00	.5590E+00
.4875E+00	.4185E+00	.3527E+00	.2906E+00	.2328E+00	.1798E+00
.1324E+00	.9114E-01	.5675E-01	.2989E-01	.1127E-01	.1624E-02
0.	0.	0.	0.	0.	0.

BETA ENERGY SPECTRUM

.7032E+04	.2852E+05	.6240E+05	.1100E+06	.1722E+06	.2501E+06
.3440E+06	.4544E+06	.5814E+06	.7249E+06	.8847E+06	.1060E+07
.1251E+07	.1456E+07	.1675E+07	.1906E+07	.2149E+07	.2402E+07
.2663E+07	.2932E+07	.3206E+07	.3485E+07	.3766E+07	.4048E+07
.4328E+07	.4607E+07	.4880E+07	.5148E+07	.5407E+07	.5657E+07
.5895E+07	.6119E+07	.6330E+07	.6523E+07	.6699E+07	.6855E+07
.6991E+07	.7104E+07	.7195E+07	.7261E+07	.7302E+07	.7317E+07
.7305E+07	.7267E+07	.7201E+07	.7108E+07	.6987E+07	.6839E+07
.6664E+07	.6463E+07	.6237E+07	.5986E+07	.5713E+07	.5418E+07
.5104E+07	.4773E+07	.4426E+07	.4067E+07	.3699E+07	.3325E+07
.2949E+07	.2574E+07	.2204E+07	.1845E+07	.1501E+07	.1177E+07
.8800E+06	.6149E+06	.3885E+06	.2076E+06	.7937E+05	.1158E+05
0.	0.	0.	0.	0.	0.

AVERAGE BETA ENERGY = .3328E+07

TOTAL BETA SPECTRUM

.2242E+00	.3120E+00	.4083E+00	.5098E+00	.6151E+00	.7230E+00
.8323E+00	.9419E+00	.1051E+01	.1159E+01	.1264E+01	.1366E+01
.1465E+01	.1559E+01	.1649E+01	.1734E+01	.1814E+01	.1888E+01
.1956E+01	.2019E+01	.2077E+01	.2129E+01	.2175E+01	.2217E+01
.2254E+01	.2287E+01	.2317E+01	.2343E+01	.2365E+01	.2383E+01
.2395E+01	.2400E+01	.2398E+01	.2389E+01	.2374E+01	.2352E+01
.2324E+01	.2289E+01	.2249E+01	.2202E+01	.2150E+01	.2093E+01
.2030E+01	.1963E+01	.1891E+01	.1815E+01	.1736E+01	.1653E+01

.1568E+01	.1480E+01	.1391E+01	.1300E+01	.1209E+01	.1118E+01
.1028E+01	.9382E+00	.8495E+00	.7620E+00	.6763E+00	.5929E+00
.5125E+00	.4358E+00	.3635E+00	.2963E+00	.2349E+00	.1801E+00
.1324E+00	.9114E-01	.5675E-01	.2989E-01	.1127E-01	.1624E-02
0.	0.	0.			
TOTAL BETA ENERGY SPECTRUM					
.1183E+05	.4753E+05	.1029E+06	.1793E+06	.2776E+06	.3985E+06
.5418E+06	.7073E+06	.8942E+06	.1101E+07	.1328E+07	.1572E+07
.1832E+07	.2106E+07	.2392E+07	.2688E+07	.2993E+07	.3304E+07
.3620E+07	.3938E+07	.4257E+07	.4577E+07	.4895E+07	.5210E+07
.5523E+07	.5833E+07	.6140E+07	.6444E+07	.6742E+07	.7031E+07
.7304E+07	.7559E+07	.7793E+07	.8004E+07	.8190E+07	.8350E+07
.8482E+07	.8585E+07	.8658E+07	.8699E+07	.8708E+07	.8684E+07
.8628E+07	.8538E+07	.8414E+07	.8258E+07	.8071E+07	.7852E+07
.7603E+07	.7326E+07	.7023E+07	.6696E+07	.6347E+07	.5981E+07
.5600E+07	.5206E+07	.4799E+07	.4381E+07	.3956E+07	.3527E+07
.3100E+07	.2680E+07	.2271E+07	.1881E+07	.1515E+07	.1179E+07
.8800E+06	.6149E+06	.3885E+06	.2076E+06	.7937E+05	.1158E+05
0.	0.	0.			

THE SUM OF THE BETA ENERGY SPECTRUM IS .3187E+09

NORMALIZED TOTAL BETA SPECTRUM

.2242E-02	.3120E-02	.4083E-02	.5098E-02	.6151E-02	.7230E-02
.8323E-02	.9419E-02	.1051E-01	.1159E-01	.1264E-01	.1366E-01
.1465E-01	.1559E-01	.1649E-01	.1734E-01	.1814E-01	.1888E-01
.1956E-01	.2019E-01	.2077E-01	.2129E-01	.2175E-01	.2217E-01
.2254E-01	.2287E-01	.2317E-01	.2343E-01	.2365E-01	.2383E-01
.2395E-01	.2400E-01	.2398E-01	.2389E-01	.2374E-01	.2352E-01
.2324E-01	.2289E-01	.2249E-01	.2202E-01	.2150E-01	.2093E-01
.2030E-01	.1963E-01	.1891E-01	.1815E-01	.1736E-01	.1653E-01
.1568E-01	.1480E-01	.1391E-01	.1300E-01	.1209E-01	.1118E-01
.1028E-01	.9382E-02	.8495E-02	.7620E-02	.6763E-02	.5929E-02
.5125E-02	.4358E-02	.3635E-02	.2963E-02	.2349E-02	.1801E-02
.1324E-02	.9114E-03	.5675E-03	.2989E-03	.1127E-03	.1624E-04
0.	0.	0.			

NORMALIZED TOTAL BETA ENERGY SPECTRUM

.1183E+03	.4753E+03	.1029E+04	.1793E+04	.2776E+04	.3985E+04
.5418E+04	.7073E+04	.8942E+04	.1101E+05	.1328E+05	.1572E+05
.1832E+05	.2106E+05	.2392E+05	.2688E+05	.2993E+05	.3304E+05
.3620E+05	.3938E+05	.4257E+05	.4577E+05	.4895E+05	.5210E+05
.5523E+05	.5833E+05	.6140E+05	.6444E+05	.6742E+05	.7031E+05
.7304E+05	.7559E+05	.7793E+05	.8004E+05	.8190E+05	.8350E+05
.8482E+05	.8585E+05	.8658E+05	.8699E+05	.8708E+05	.8684E+05
.8628E+05	.8538E+05	.8414E+05	.8258E+05	.8071E+05	.7852E+05

58

ETG= .2881E+06
EICC= 0.
ETR= .2881E+06
QQ= .7200E+07

CALCULATED ENERGIES (ENDF/B)
AVE BETA= .3211E+07 (.3211E+07)
AVE TRANSITION E= .2881E+06 (.2881E+06)
TOT GAMMA= .2881E+06
E-NEUTRINO= .3701E+07
CE= 0.
FRAC CONV E OF TOT TRAN= 0.
Q= .7200E+07 (.7200E+07 +/- 2.7778 PCT)
FQ= .1225E+04

0 DIFFERENCE IS WITHIN UNCERTAINTY

=====

5

33-AS= 82M
MAT= 76
NDK= 1
NSP= 2
IDE= 3308210

E-BETA= .1819E+07
E-GAMMA= .2995E+07
E-ALPHA=-0.
HALFLIFE= .1330E+02
BRANCHINGS= .1000E+01
Q-VALUE(S)= .7200E+07
WEIGHTED Q= .7200E+07 (+/- .2000E+06)

BETA SPECTRUM

NORMALIZATION FACTOR= .1000E+01
NO. OF POINTS= 4

E-BETA REL INTENSITY
1 .3100E+07 .1400E+02

BETA SPECTRUM

.1872E+00	.2535E+00	.3222E+00	.3899E+00	.4550E+00	.5162E+00
.5721E+00	.6216E+00	.6639E+00	.6983E+00	.7241E+00	.7409E+00
.7485E+00	.7469E+00	.7361E+00	.7163E+00	.6880E+00	.6517E+00
.6082E+00	.5584E+00	.5033E+00	.4440E+00	.3821E+00	.3190E+00
.2563E+00	.1959E+00	.1397E+00	.9001E+01	.4896E+01	.1903E+01
.2815E+02	0.	0.	0.	0.	0.

0.	0.	0.	0.	0.	0.
0.	0.	0.	0.	0.	0.
0.	0.	0.	0.	0.	0.
0.	0.	0.	0.	0.	0.

3 .4300E+07 .4700E+02

AVERAGE BETA ENERGY = .1617E+07

BETA SPECTRUM

.2889E+00	.39A7E+00	.5170E+00	.6392E+00	.7632E+00	.8870E+00
.1009E+01	.1127E+01	.1240E+01	.1347E+01	.1446E+01	.1536E+01
.1616E+01	.1686E+01	.1745E+01	.1791E+01	.1826E+01	.1847E+01
.1856E+01	.1852E+01	.1836E+01	.1807E+01	.1765E+01	.1712E+01
.1648E+01	.1573E+01	.1489E+01	.1397E+01	.1296E+01	.1190E+01
.1078E+01	.9635E+00	.8466E+00	.7294E+00	.6138E+00	.5018E+00
.3953E+00	.2966E+00	.2079E+00	.1317E+00	.7055E-01	.2703E-01
.3948E+02	0.	0.	0.	0.	0.
0.	0.	0.	0.	0.	0.
0.	0.	0.	0.	0.	0.
0.	0.	0.	0.	0.	0.
0.	0.	0.	0.	0.	0.

BETA ENERGY SPECTRUM

.1523E+05	.6071E+05	.1302E+06	.2247E+06	.3444E+06	.4888E+06
.6567E+06	.8462E+06	.1055E+07	.1280E+07	.1519E+07	.1767E+07
.2021E+07	.2277E+07	.2530E+07	.2777E+07	.3013E+07	.3233E+07
.3434E+07	.3612E+07	.3763E+07	.3884E+07	.3971E+07	.4023E+07
.4037E+07	.4012E+07	.3946E+07	.3840E+07	.3694E+07	.3510E+07
.3288E+07	.3034E+07	.2750E+07	.2443E+07	.2117E+07	.1780E+07
.1442E+07	.1111E+07	.7999E+06	.5198E+06	.2853E+06	.1119E+06
.1669E+05	0.	0.	0.	0.	0.
0.	0.	0.	0.	0.	0.
0.	0.	0.	0.	0.	0.
0.	0.	0.	0.	0.	0.
0.	0.	0.	0.	0.	0.

4 .5400E+07 .1400E+02

AVERAGE BETA ENERGY = .1908E+07

BETA SPECTRUM

.4884E-01	.6805E-01	.8917E-01	.1114E+00	.1345E+00	.1582E+00
.1822E+00	.2062E+00	.2301E+00	.2535E+00	.2763E+00	.2982E+00
.3192E+00	.3389E+00	.3574E+00	.3744E+00	.3899E+00	.4036E+00
.4156E+00	.4257E+00	.4340E+00	.4402E+00	.4445E+00	.4467E+00
.4469E+00	.4450E+00	.4412E+00	.4353E+00	.4276E+00	.4179E+00
.4064E+00	.3932E+00	.3784E+00	.3621E+00	.3444E+00	.3254E+00
.3053E+00	.2842E+00	.2624E+00	.2400E+00	.2172E+00	.1943E+00

.1714E+00	.1488E+00	.1267E+00	.1055E+00	.8532E-01	.6655E-01
.4945E-01	.3435E-01	.2157E-01	.1146E-01	.4356E-02	.6319E-03
0.	0.	0.	0.	0.	0.
0.	0.	0.	0.	0.	0.
0.	0.	0.	0.	0.	0.
0.	0.	0.	0.	0.	0.
BETA ENERGY SPECTRUM					
.2578E+04	.1037E+05	.2246E+05	.3918E+05	.6073E+05	.8721E+05
.1186E+06	.1549E+06	.1957E+06	.2410E+06	.2902E+06	.3431E+06
.3991E+06	.4577E+06	.5184E+06	.5805E+06	.6434E+06	.7064E+06
.7690E+06	.8303E+06	.8897E+06	.9465E+06	.1000E+07	.1050E+07
.1095E+07	.1135E+07	.1169E+07	.1197E+07	.1218E+07	.1233E+07
.1240E+07	.1239E+07	.1230E+07	.1213E+07	.1188E+07	.1155E+07
.1114E+07	.1066E+07	.1010E+07	.9478E+06	.8796E+06	.8060E+06
.7281E+06	.6470E+06	.5637E+06	.4797E+06	.3966E+06	.3160E+06
.2397E+06	.1699E+06	.1089E+06	.5894E+05	.2283E+05	.3366E+04
0.	0.	0.	0.	0.	0.
0.	0.	0.	0.	0.	0.
0.	0.	0.	0.	0.	0.
0.	0.	0.	0.	0.	0.

AVERAGE BETA ENERGY = .2445E+07
TOTAL BETA SPECTRUM

.7371E+00	.1011E+01	.1302E+01	.1598E+01	.1894E+01	.2184E+01
.2464E+01	.2729E+01	.2977E+01	.3202E+01	.3403E+01	.3577E+01
.3722E+01	.3837E+01	.3920E+01	.3972E+01	.3991E+01	.3978E+01
.3933E+01	.3859E+01	.3755E+01	.3625E+01	.3471E+01	.3295E+01
.3100E+01	.2891E+01	.2671E+01	.2444E+01	.2217E+01	.1993E+01
.1778E+01	.1576E+01	.1380E+01	.1190E+01	.1012E+01	.8477E+00
.7036E+00	.5808E+00	.4703E+00	.3717E+00	.2878E+00	.2213E+00
.1753E+00	.1488E+00	.1267E+00	.1055E+00	.8532E-01	.6655E-01
.4945E-01	.3435E-01	.2157E-01	.1146E-01	.4356E-02	.6319E-03
0.	0.	0.	0.	0.	0.
0.	0.	0.	0.	0.	0.
0.	0.	0.	0.	0.	0.
0.	0.	0.	0.	0.	0.

TOTAL BETA ENERGY SPECTRUM

.3882E+05	.1538E+06	.3277E+06	.5617E+06	.8546E+06	.1204E+07
.1604E+07	.2049E+07	.2532E+07	.3044E+07	.3575E+07	.4115E+07
.4654E+07	.5181E+07	.5685E+07	.6156E+07	.6585E+07	.6961E+07
.7276E+07	.7524E+07	.7698E+07	.7793E+07	.7808E+07	.7741E+07
.7594E+07	.7370E+07	.7075E+07	.6720E+07	.6315E+07	.5876E+07
.5422E+07	.4964E+07	.4484E+07	.3987E+07	.3488E+07	.3008E+07
.2567E+07	.2177E+07	.1810E+07	.1468E+07	.1165E+07	.9179E+06
.7448E+06	.6470E+06	.5637E+06	.4797E+06	.3966E+06	.3160E+06
.2397E+06	.1699E+06	.1089E+06	.5894E+05	.2283E+05	.3366E+04

0.	0.	0.	0.	0.	0.
0.	0.	0.	0.	0.	0.
0.	0.	0.	0.	0.	0.
0.	0.	0.	0.	0.	0.

THE SUM OF THE BETA ENERGY SPECTRUM IS .1813E+09

NORMALIZED TOTAL BETA SPECTRUM

.7371E-02	.1011E-01	.1302E-01	.1598E-01	.1894E-01	.2184E-01
.2464E-01	.2729E-01	.2977E-01	.3202E-01	.3403E-01	.3577E-01
.3722E-01	.3837E-01	.3920E-01	.3972E-01	.3991E-01	.3978E-01
.3933E-01	.3859E-01	.3755E-01	.3625E-01	.3471E-01	.3295E-01
.3100E-01	.2891E-01	.2671E-01	.2444E-01	.2217E-01	.1993E-01
.1778E-01	.1576E-01	.1380E-01	.1190E-01	.1012E-01	.8477E-02
.7036E-02	.5808E-02	.4703E-02	.3717E-02	.2878E-02	.2213E-02
.1753E-02	.1488E-02	.1267E-02	.1055E-02	.8532E-03	.6655E-03
.4945E-03	.3435E-03	.2157E-03	.1146E-03	.4356E-04	.6319E-05
0.	0.	0.	0.	0.	0.
0.	0.	0.	0.	0.	0.
0.	0.	0.	0.	0.	0.
0.	0.	0.	0.	0.	0.

NORMALIZED TOTAL BETA ENERGY SPECTRUM

.3802E+03	.1538E+04	.3277E+04	.5617E+04	.8546E+04	.1204E+05
.1604E+05	.2049E+05	.2532E+05	.3044E+05	.3575E+05	.4115E+05
.4654E+05	.5181E+05	.5685E+05	.6156E+05	.6585E+05	.6961E+05
.7276E+05	.7524E+05	.7698E+05	.7793E+05	.7808E+05	.7741E+05
.7594E+05	.7370E+05	.7075E+05	.6720E+05	.6315E+05	.5876E+05
.5422E+05	.4964E+05	.4484E+05	.3987E+05	.3488E+05	.3008E+05
.2567E+05	.2177E+05	.1810E+05	.1468E+05	.1165E+05	.9179E+04
.7448E+04	.6470E+04	.5637E+04	.4797E+04	.3966E+04	.3160E+04
.2397E+04	.1699E+04	.1089E+04	.5894E+03	.2283E+03	.3366E+02
0.	0.	0.	0.	0.	0.
0.	0.	0.	0.	0.	0.
0.	0.	0.	0.	0.	0.
0.	0.	0.	0.	0.	0.

TOTAL BETA ENERGY EQUALS .1813E+07

E=BETA+NUJIT= .4099E+07
 E=BETA= .1819E+07
 E=NEUTRINO= .2280E+07
 QQ= .4099E+07

(1 - E=BETA / ENERGY=SPECTRUM=SUM) X 100 = .3560E+00

99

ETG= .2995E+07
EICC= 0.
ETR= .2995E+07
QQ= .7094E+07

CALCULATED ENERGIES (ENDF/B)
AVE BETA= .1819E+07 (.1819E+07)
AVE TRANSITION E= .2995E+07 (.2995E+07)
TOT GAMMA= .2995E+07
E-NEUTRINO= .2280E+07
CE= 0.
FRAC CONV E OF TOT TRAN= 0.
Q= .7094E+07(.7200E+07+/- 2.7778 PCT)
FQ= -.1477E+01

Q DIFFERENCE IS WITHIN UNCERTAINTY

APPENDIX D

SAMPLE OUTPUT FROM THE FPSPEC PROGRAM

BETA ENERGY BOUNDARIES (EV)

0.	.10000E+06	.20000E+06	.30000E+06	.40000E+06	.50000E+06
.60000E+06	.70000E+06	.80000E+06	.90000E+06	.10000E+07	.11000E+07
.12000E+07	.13000E+07	.14000E+07	.15000E+07	.16000E+07	.17000E+07
.18000E+07	.19000E+07	.20000E+07	.21000E+07	.22000E+07	.23000E+07
.24000E+07	.25000E+07	.26000E+07	.27000E+07	.28000E+07	.29000E+07
.30000E+07	.31000E+07	.32000E+07	.33000E+07	.34000E+07	.35000E+07
.36000E+07	.37000E+07	.38000E+07	.39000E+07	.40000E+07	.41000E+07
.42000E+07	.43000E+07	.44000E+07	.45000E+07	.46000E+07	.47000E+07
.48000E+07	.49000E+07	.50000E+07	.51000E+07	.52000E+07	.53000E+07
.54000E+07	.55000E+07	.56000E+07	.57000E+07	.58000E+07	.59000E+07
.60000E+07	.61000E+07	.62000E+07	.63000E+07	.64000E+07	.65000E+07
.66000E+07	.67000E+07	.68000E+07	.69000E+07	.70000E+07	.71000E+07
.72000E+07	.73000E+07	.74000E+07	.75000E+07		

GAMMA ENERGY BOUNDARIES (EV)

0.	.50000E+05	.10000E+06	.15000E+06	.20000E+06	.25000E+06
.30000E+06	.35000E+06	.40000E+06	.45000E+06	.50000E+06	.55000E+06
.60000E+06	.65000E+06	.70000E+06	.75000E+06	.80000E+06	.85000E+06
.90000E+06	.95000E+06	.10000E+07	.10500E+07	.11000E+07	.11500E+07
.12000E+07	.12500E+07	.13000E+07	.13500E+07	.14000E+07	.14500E+07
.15000E+07	.15500E+07	.16000E+07	.16500E+07	.17000E+07	.17500E+07
.18000E+07	.18500E+07	.19000E+07	.19500E+07	.20000E+07	.20500E+07
.21000E+07	.21500E+07	.22000E+07	.22500E+07	.23000E+07	.23500E+07
.24000E+07	.24500E+07	.25000E+07	.25500E+07	.26000E+07	.26500E+07
.27000E+07	.27500E+07	.28000E+07	.28500E+07	.29000E+07	.29500E+07
.30000E+07	.30500E+07	.31000E+07	.31500E+07	.32000E+07	.32500E+07
.33000E+07	.33500E+07	.34000E+07	.34500E+07	.35000E+07	.35500E+07
.36000E+07	.36500E+07	.37000E+07	.37500E+07	.38000E+07	.38500E+07
.39000E+07	.39500E+07	.40000E+07	.40500E+07	.41000E+07	.41500E+07
.42000E+07	.42500E+07	.43000E+07	.43500E+07	.44000E+07	.44500E+07
.45000E+07	.45500E+07	.46000E+07	.46500E+07	.47000E+07	.47500E+07
.48000E+07	.48500E+07	.49000E+07	.49500E+07	.50000E+07	.50500E+07
.51000E+07	.51500E+07	.52000E+07	.52500E+07	.53000E+07	.53500E+07
.54000E+07	.54500E+07	.55000E+07	.55500E+07	.56000E+07	.56500E+07
.57000E+07	.57500E+07	.58000E+07	.58500E+07	.59000E+07	.59500E+07
.60000E+07	.60500E+07	.61000E+07	.61500E+07	.62000E+07	.62500E+07
.63000E+07	.63500E+07	.64000E+07	.64500E+07	.65000E+07	.65500E+07
.66000E+07	.66500E+07	.67000E+07	.67500E+07	.68000E+07	.68500E+07
.69000E+07	.69500E+07	.70000E+07	.70500E+07	.71000E+07	.71500E+07
.72000E+07	.72500E+07	.73000E+07	.73500E+07	.74000E+07	.74500E+07
.75000E+07					

.78890E+15	.48186E+15	.30139E+15	.22938E+15	.18859E+15	.15078E+15
.11629E+15	.85413E+14	.58658E+14	.36352E+14	.19043E+14	.71201E+13
.10200E+13	.15557E+05	.52437E+04			

TOTAL BETA ENERGY SPECTRUM AT .194700E+03 SEC. TOTAL AND .184700E+03 SEC. DECAY (MEV/SEC)

.10322E+18	.33262E+18	.57386E+18	.80316E+18	.10073E+19	.11880E+19
.13428E+19	.14771E+19	.16077E+19	.17115E+19	.18011E+19	.18669E+19
.19122E+19	.19387E+19	.19462E+19	.19354E+19	.19120E+19	.18823E+19
.18458E+19	.18002E+19	.17661E+19	.17169E+19	.16629E+19	.16042E+19
.15416E+19	.14763E+19	.14086E+19	.13375E+19	.12643E+19	.11903E+19
.11136E+19	.10331E+19	.95013E+18	.86608E+18	.78194E+18	.69786E+18
.61567E+18	.53730E+18	.46416E+18	.39770E+18	.33775E+18	.28534E+18
.24225E+18	.20970E+18	.18458E+18	.16309E+18	.14362E+18	.12546E+18
.10880E+18	.93656E+17	.79696E+17	.66549E+17	.54434E+17	.43594E+17
.34326E+17	.26760E+17	.20540E+17	.15469E+17	.11128E+17	.75146E+16
.47695E+16	.29616E+16	.18826E+16	.14563E+16	.12160E+16	.98752E+15
.77285E+15	.57648E+15	.40133E+15	.25261E+15	.13414E+15	.50812E+14
.73695E+13	.11420E+06	.39004E+05			

TOTAL GAMMA SPECTRUM AT .194700E+03 SEC. TOTAL AND .184700E+03 SEC. DECAY (GAMMAS/SEC)

.17436E+19	.24139E+19	.96633E+18	.20927E+19	.19007E+19	.23658E+19
.24165E+19	.15948E+19	.19107E+19	.19700E+19	.69994E+18	.25335E+19
.20641E+19	.12123E+19	.23971E+19	.75825E+18	.22801E+19	.17123E+19
.17087E+19	.18108E+19	.11083E+19	.10121E+19	.11006E+19	.72772E+18
.69881E+18	.11250E+19	.15862E+19	.11341E+19	.18900E+19	.10476E+19
.54293E+18	.42354E+18	.35990E+18	.39653E+18	.36280E+18	.30823E+18
.24994E+18	.23412E+18	.25723E+18	.34355E+18	.30929E+18	.20320E+18
.18164E+18	.19427E+18	.22136E+18	.25056E+18	.23942E+18	.20947E+18
.18819E+18	.18805E+18	.27972E+18	.31240E+18	.21415E+18	.15558E+18
.17529E+18	.17119E+18	.13246E+18	.11095E+18	.82042E+17	.59005E+17
.56993E+17	.55397E+17	.49969E+17	.44470E+17	.49592E+17	.85962E+17
.14021E+18	.16328E+18	.13814E+18	.12119E+18	.14821E+18	.17552E+18
.15168E+18	.94253E+17	.55196E+17	.43102E+17	.39098E+17	.32999E+17
.27396E+17	.32851E+17	.60736E+17	.10372E+18	.12512E+18	.10396E+18
.72593E+17	.68238E+17	.84553E+17	.87464E+17	.62626E+17	.32465E+17
.17753E+17	.17614E+17	.21590E+17	.19917E+17	.12118E+17	.49304E+16
.17579E+16	.13934E+16	.21713E+16	.31174E+16	.40492E+16	.57792E+16
.87894E+16	.11603E+17	.12204E+17	.10867E+17	.93325E+16	.81487E+16
.68623E+16	.53658E+16	.38371E+16	.23687E+16	.11556E+16	.41654E+15
.10682E+15	.19173E+14	.24490E+13	.83958E+12	.44343E+13	.22560E+14
.84063E+14	.22883E+15	.45499E+15	.66129E+15	.70193E+15	.54431E+15
.30834E+15	.12760E+15	.38599E+14	.85254E+13	.13758E+13	.16224E+12
.13975E+11	0.	0.	0.	0.	0.
0.	0.	0.	0.	0.	0.
0.	0.	0.	0.	0.	0.

TOTAL GAMMA ENERGY SPECTRUM AT .194700E+03 SEC. TOTAL AND .184700E+03 SEC. DECAY (MEV/SEC)

.21215E+17	.18309E+18	.11463E+18	.37668E+18	.42397E+18	.64477E+18
.77999E+18	.59841E+18	.80973E+18	.93061E+18	.36837E+18	.14606E+19
.12902E+19	.81873E+18	.17377E+19	.58786E+18	.18825E+19	.14988E+19
.15873E+19	.17656E+19	.11360E+19	.10879E+19	.12380E+19	.85512E+18
.85596E+18	.14343E+19	.21017E+19	.15594E+19	.26933E+19	.15455E+19
.82787E+18	.66709E+18	.58483E+18	.66419E+18	.62584E+18	.54711E+18
.45611E+18	.43898E+18	.49517E+18	.67851E+18	.62633E+18	.42163E+18
.38600E+18	.42253E+18	.49255E+18	.57005E+18	.55667E+18	.49752E+18
.45630E+18	.46541E+18	.70632E+18	.80440E+18	.56203E+18	.41613E+18
.47768E+18	.47505E+18	.37421E+18	.31903E+18	.23998E+18	.17551E+18
.17240E+18	.17032E+18	.15616E+18	.14119E+18	.15902E+18	.28148E+18
.46622E+18	.55119E+18	.47315E+18	.42118E+18	.52246E+18	.62738E+18
.54991E+18	.34644E+18	.20560E+18	.16272E+18	.14954E+18	.12786E+18
.10752E+18	.13059E+18	.24442E+18	.42273E+18	.51618E+18	.43406E+18
.30674E+18	.29168E+18	.36558E+18	.38271E+18	.27707E+18	.14527E+18
.80341E+17	.80586E+17	.99848E+17	.93100E+17	.57269E+17	.23540E+17
.84832E+16	.67939E+16	.10694E+17	.15511E+17	.20341E+17	.29332E+17
.45033E+17	.60043E+17	.63779E+17	.57336E+17	.49711E+17	.43798E+17
.37217E+17	.29379E+17	.21206E+17	.13204E+17	.65012E+16	.23632E+16
.61170E+15	.11072E+15	.14266E+14	.49317E+13	.26284E+14	.13478E+15
.50648E+15	.13902E+16	.27870E+16	.40841E+16	.43678E+16	.34151E+16
.19503E+16	.81366E+15	.24795E+15	.55201E+14	.89772E+13	.10669E+13
.92609E+11	0.	0.	0.	0.	0.
0.	0.	0.	0.	0.	0.
0.	0.	0.	0.	0.	0.

TOTAL BETA SPECTRUM AT .194700E+03 SEC. TOTAL AND .184700E+03 SEC. DECAY (BETAS/FISSION)

.82035E-03	.89299E-03	.92683E-03	.92739E-03	.90485E-03	.87310E-03
.83509E-03	.79602E-03	.76110E-03	.72810E-03	.69327E-03	.65611E-03
.61828E-03	.58040E-03	.54246E-03	.50465E-03	.46831E-03	.43471E-03
.40321E-03	.37473E-03	.34816E-03	.32270E-03	.29866E-03	.27585E-03
.25426E-03	.23395E-03	.21479E-03	.19654E-03	.17926E-03	.16305E-03
.14755E-03	.13253E-03	.11813E-03	.10447E-03	.91600E-04	.79447E-04
.68172E-04	.57902E-04	.48722E-04	.40691E-04	.33703E-04	.27788E-04
.23036E-04	.19480E-04	.16762E-04	.14485E-04	.12483E-04	.10674E-04
.90640E-05	.76451E-05	.63775E-05	.52222E-05	.41903E-05	.32933E-05
.25451E-05	.19486E-05	.14693E-05	.10874E-05	.76894E-06	.51048E-06
.31871E-06	.19467E-06	.12176E-06	.92667E-07	.76189E-07	.60914E-07
.46979E-07	.34506E-07	.23698E-07	.14686E-07	.76934E-08	.28765E-08
.41206E-09	.62848E-17	.21184E-17			

TOTAL BETA ENERGY SPECTRUM AT .194700E+03 SEC, TOTAL AND .184700E+03 SEC, DECAY (MEV/FISSION)

.41701E-04	.13438E-03	.23184E-03	.32447E-03	.40692E-03	.47994E-03
.54249E-03	.59673E-03	.64660E-03	.69145E-03	.72764E-03	.75474E-03
.77253E-03	.78324E-03	.78626E-03	.78191E-03	.77244E-03	.76046E-03
.74571E-03	.73051E-03	.71351E-03	.69361E-03	.67179E-03	.64807E-03
.62200E-03	.59641E-03	.56906E-03	.54036E-03	.51078E-03	.48009E-03
.44991E-03	.41737E-03	.38305E-03	.34989E-03	.31590E-03	.28193E-03
.24873E-03	.21707E-03	.18752E-03	.16067E-03	.13645E-03	.11528E-03
.97869E-04	.84718E-04	.74569E-04	.65887E-04	.58072E-04	.50686E-04
.43956E-04	.37836E-04	.32197E-04	.26885E-04	.21991E-04	.17612E-04
.13867E-04	.10811E-04	.82981E-05	.62495E-05	.44957E-05	.30359E-05
.19269E-05	.11965E-05	.76057E-06	.56834E-06	.49127E-06	.39895E-06
.31223E-06	.23289E-06	.16214E-06	.10205E-06	.54192E-07	.20528E-07
.29772E-08	.46137E-16	.15757E-16			

TOTAL GAMMA SPECTRUM AT .194700E+03 SEC, TOTAL AND .184700E+03 SEC, DECAY (GAMMAS/FISSION)

.70440E-03	.97519E-03	.39039E-03	.84544E-03	.76786E-03	.95579E-03
.97623E-03	.64429E-03	.77191E-03	.79587E-03	.28277E-03	.10235E-02
.83388E-03	.48978E-03	.96841E-03	.30633E-03	.92115E-03	.69177E-03
.69029E-03	.73157E-03	.44774E-03	.40807E-03	.40462E-03	.29399E-03
.28232E-03	.45451E-03	.64080E-03	.45818E-03	.76355E-03	.42323E-03
.21934E-03	.17111E-03	.14540E-03	.16019E-03	.14657E-03	.12452E-03
.10007E-03	.94582E-04	.10392E-03	.13879E-03	.12495E-03	.82091E-04
.73382E-04	.78485E-04	.89426E-04	.10122E-03	.96726E-04	.84626E-04
.76077E-04	.75971E-04	.11301E-03	.12621E-03	.86516E-04	.62052E-04
.70814E-04	.69161E-04	.53515E-04	.44823E-04	.33145E-04	.23838E-04
.23025E-04	.22380E-04	.20187E-04	.17966E-04	.20035E-04	.34728E-04
.56643E-04	.65966E-04	.55807E-04	.48061E-04	.59876E-04	.70910E-04
.61279E-04	.38078E-04	.22299E-04	.17413E-04	.15795E-04	.13332E-04
.11068E-04	.13272E-04	.24537E-04	.41904E-04	.50549E-04	.41999E-04
.29327E-04	.27568E-04	.34159E-04	.35335E-04	.25301E-04	.13116E-04
.71721E-05	.71159E-05	.87224E-05	.80464E-05	.48954E-05	.19919E-05
.71018E-06	.56294E-06	.87721E-06	.12594E-05	.16350E-05	.23348E-05
.35509E-05	.46874E-05	.49302E-05	.43904E-05	.37703E-05	.32920E-05
.27723E-05	.21678E-05	.15502E-05	.95693E-06	.46688E-06	.16828E-06
.43155E-07	.77459E-08	.98940E-09	.33919E-09	.17914E-08	.91143E-08
.33961E-07	.92445E-07	.18381E-06	.26716E-06	.28357E-06	.21990E-06
.12457E-06	.51550E-07	.15594E-07	.34442E-08	.55583E-09	.65545E-10
.56460E-11	0.	0.	0.	0.	0.
0.	0.	0.	0.	0.	0.
0.	0.	0.	0.	0.	0.

TOTAL GAMMA ENERGY SPECTRUM AT .194700E+03 SEC. TOTAL AND .184700E+03 SEC. DECAY (MEV/FISSION)

.85707E-05	.73968E-04	.46311E-04	.15218E-03	.17128E-03	.26048E-03
.31511E-03	.24175E-03	.32713E-03	.37596E-03	.14882E-03	.59006E-03
.52122E-03	.33076E-03	.70203E-03	.23749E-03	.76053E-03	.60550E-03
.63842E-03	.71330E-03	.45894E-03	.43951E-03	.50016E-03	.34546E-03
.34580E-03	.57945E-03	.84909E-03	.63400E-03	.10881E-02	.62439E-03
.33446E-03	.26950E-03	.23627E-03	.26833E-03	.25284E-03	.22103E-03
.18427E-03	.17734E-03	.20005E-03	.27411E-03	.25303E-03	.17034E-03
.15594E-03	.17070E-03	.19899E-03	.23030E-03	.22489E-03	.20099E-03
.18434E-03	.18802E-03	.28535E-03	.32497E-03	.22706E-03	.16811E-03
.19298E-03	.19192E-03	.15118E-03	.12889E-03	.96951E-04	.70905E-04
.69650E-04	.68808E-04	.63087E-04	.57038E-04	.64608E-04	.11372E-03
.18835E-03	.22268E-03	.19115E-03	.17015E-03	.21107E-03	.25346E-03
.22216E-03	.13996E-03	.83063E-04	.65738E-04	.60412E-04	.51656E-04
.43438E-04	.52759E-04	.98744E-04	.17078E-03	.20853E-03	.17536E-03
.12392E-03	.11784E-03	.14769E-03	.15461E-03	.11193E-03	.58687E-04
.32457E-04	.32556E-04	.40338E-04	.37612E-04	.23136E-04	.95102E-05
.34272E-05	.27447E-05	.43202E-05	.62666E-05	.82176E-05	.11850E-04
.18193E-04	.24257E-04	.25766E-04	.23164E-04	.20083E-04	.17694E-04
.15036E-04	.11869E-04	.85671E-05	.53345E-05	.26264E-05	.95472E-06
.24712E-06	.44729E-07	.57635E-08	.19924E-08	.10618E-07	.54451E-07
.20461E-06	.56163E-06	.11259E-05	.16499E-05	.17646E-05	.13797E-05
.78789E-06	.32871E-06	.10017E-06	.22301E-07	.36267E-08	.43102E-09
.37414E-10	0.	0.	0.	0.	0.
0.	0.	0.	0.	0.	0.
0.	0.	0.	0.	0.	0.

FISSIONS / SEC = .247528E+22

BETAS / SEC = .428766E+20

BETAS / FISSION = .173219E-01

BETA MEV / SEC = .536854E+20

BETA MEV / FISSION = .216886E-01

CINDER BETA MEV / FISSION = .220944E-01 PERCENT DIFFERENCE = .183656E+01

GAMMAS / SEC = .580429E+20

GAMMAS / FISSION = .234490E-01

GAMMA MEV / SEC = .580977E+20

EXPERIMENTAL GAMMA MEV / FISSION = .294231E-01

GAMMA MEV / FISSION = .234712E-01

CINDER GAMMA MEV / FISSION = .234867E-01 PERCENT DIFFERENCE = .660528E-01
 CINDER TOTAL BETA MEV / FISSION = .296158E-01 PERCENT DIFFERENCE = .267668E+02
 CINDER TOTAL GAMMA MEV / FISSION = .298372E-01 PERCENT DIFFERENCE = .213359E+02

BETA COUNT = 163 , GAMMA COUNT = 172

RATIO OF BETA MEV / FISSION TO TOTAL CINDER BETA MEV / FISSION = .732332E+00
 RATIO OF CINDER BETA MEV / FISSION TO TOTAL CINDER BETA MEV / FISSION = .746034E+00
 RATIO OF GAMMA MEV / FISSION TO TOTAL CINDER GAMMA MEV / FISSION = .786641E+00
 RATIO OF CINDER GAMMA MEV / FISSION TO TOTAL CINDER GAMMA MEV / FISSION = .787161E+00
 RATIO OF EXPERIMENTAL GAMMA MEV / FISSION TO TOTAL CINDER GAMMA MEV / FISSION = .986122E+00
 RATIO OF EXPERIMENTAL GAMMA MEV / FISSION TO TOTAL CINDER GAMMA MEV / FISSION
 (EXCLUDING CONVERSION ELECTRONS) = .986774E+00
 RATIO OF EXPERIMENTAL GAMMA MEV / FISSION TO TOTAL MEV / FISSION = .125359E+01

NB. TOTAL REFERS TO ALL 825 FISSION PRODUCTS, THE REST REFER TO THE 181 FISSION PRODUCTS

THE FOLLOWING SPECTRA ARE NORMALIZED TO THE TOTAL CINDER-CALCULATED GAMMA AND BETA MEV/FISSION FOR ALL 825 FISSION PRODUCTS

NORMALIZED BETA SPECTRUM AT .194700E+03 SEC, TOTAL AND .184700E+03 SEC, DECAY (BETAS/FISSION)

.11202E-02	.12194E-02	.12656E-02	.12663E-02	.12356E-02	.11922E-02
.11493E-02	.10870E-02	.10393E-02	.99422E-03	.94667E-03	.89591E-03
.84426E-03	.79253E-03	.74073E-03	.68910E-03	.63948E-03	.59359E-03
.55058E-03	.51170E-03	.47541E-03	.44065E-03	.40782E-03	.37668E-03
.34720E-03	.31946E-03	.29330E-03	.26837E-03	.24478E-03	.22265E-03
.20148E-03	.18098E-03	.16131E-03	.14266E-03	.12508E-03	.10849E-03
.93089E-04	.79065E-04	.66530E-04	.55564E-04	.46022E-04	.37944E-04
.31456E-04	.26600E-04	.22888E-04	.19779E-04	.17045E-04	.14575E-04
.12377E-04	.10439E-04	.87084E-05	.71309E-05	.57219E-05	.44970E-05
.34753E-05	.26608E-05	.20063E-05	.14849E-05	.10500E-05	.69706E-06
.43520E-06	.26582E-06	.16626E-06	.12654E-06	.10404E-06	.83178E-07
.64150E-07	.47119E-07	.32359E-07	.20054E-07	.10505E-07	.39278E-08
.56267E-09	.85818E-17	.28927E-17			

NORMALIZED BETA ENERGY SPECTRUM AT .194700E+03 SEC. TOTAL AND .184700E+03 SEC. DECAY (MEV/FISSION)

.56943E-04	.18349E-03	.31657E-03	.44307E-03	.55566E-03	.65536E-03
.74078E-03	.81484E-03	.88305E-03	.94417E-03	.99359E-03	.10299E-02
.10549E-02	.10695E-02	.10736E-02	.10677E-02	.10548E-02	.10384E-02
.10183E-02	.99751E-03	.97430E-03	.94713E-03	.91733E-03	.88494E-03
.85043E-03	.81439E-03	.77706E-03	.73786E-03	.69748E-03	.65665E-03
.61435E-03	.56991E-03	.52414E-03	.47778E-03	.43136E-03	.38498E-03
.33964E-03	.29640E-03	.25606E-03	.21939E-03	.18632E-03	.15741E-03
.13364E-03	.11568E-03	.10182E-03	.89968E-04	.79230E-04	.69211E-04
.60022E-04	.51666E-04	.43964E-04	.36712E-04	.30029E-04	.24049E-04
.18936E-04	.14762E-04	.11331E-04	.85337E-05	.61389E-05	.41455E-05
.26311E-05	.16338E-05	.10386E-05	.80338E-06	.67082E-06	.54477E-06
.42634E-06	.31802E-06	.22140E-06	.13935E-06	.73999E-07	.28031E-07
.40654E-08	.63000E-16	.21516E-16			

NORMALIZED GAMMA SPECTRUM AT .194700E+03 SEC. TOTAL AND .184700E+03 SEC. DECAY (GAMMAS/FISSION)

.89486E-03	.12389E-02	.49595E-03	.10740E-02	.97548E-03	.12142E-02
.12402E-02	.81849E-03	.98063E-03	.10111E-02	.35923E-03	.13003E-02
.10593E-02	.62221E-03	.12303E-02	.38916E-03	.11702E-02	.87881E-03
.87693E-03	.92938E-03	.56881E-03	.51943E-03	.56484E-03	.37349E-03
.35865E-03	.57741E-03	.81406E-03	.58206E-03	.97000E-03	.53767E-03
.27865E-03	.21737E-03	.18471E-03	.20351E-03	.18620E-03	.15819E-03
.12828E-03	.12016E-03	.13202E-03	.17632E-03	.15874E-03	.10429E-03
.93224E-04	.99707E-04	.11361E-03	.12859E-03	.12288E-03	.10751E-03
.96584E-04	.96512E-04	.14356E-03	.16033E-03	.10991E-03	.79847E-04
.89962E-04	.87861E-04	.67985E-04	.56943E-04	.42107E-04	.30283E-04
.29250E-04	.28432E-04	.25646E-04	.22824E-04	.25452E-04	.44118E-04
.71958E-04	.83803E-04	.70897E-04	.62200E-04	.76066E-04	.90083E-04
.77848E-04	.48374E-04	.28328E-04	.22121E-04	.20066E-04	.16936E-04
.14060E-04	.16860E-04	.31171E-04	.53234E-04	.64216E-04	.53354E-04
.37257E-04	.35022E-04	.43395E-04	.44889E-04	.32142E-04	.16662E-04
.91114E-05	.90399E-05	.11081E-04	.10222E-04	.62191E-05	.25304E-05
.90221E-06	.71515E-06	.11144E-05	.15999E-05	.20782E-05	.29661E-05
.45110E-05	.59548E-05	.62632E-05	.55775E-05	.47897E-05	.41822E-05
.35219E-05	.27539E-05	.19693E-05	.12157E-05	.59311E-06	.21378E-06
.54823E-07	.98403E-08	.12569E-08	.43090E-09	.22758E-08	.11579E-07
.43144E-07	.11744E-06	.23351E-06	.33940E-06	.36025E-06	.27935E-06
.15825E-06	.65488E-07	.19810E-07	.43755E-08	.70612E-09	.83267E-10
.71726E-11	0.	0.	0.	0.	0.
0.	0.	0.	0.	0.	0.
0.	0.	0.	0.	0.	0.

NORMALIZED GAMMA ENERGY SPECTRUM AT .194700E+03 SEC, TOTAL AND .184700E+03 SEC, DECAY (MEV/FISSION)

.10888E-04	.93968E-04	.58832E-04	.19332E-03	.21760E-03	.33092E-03
.40032E-03	.30712E-03	.41558E-03	.47762E-03	.18906E-03	.74961E-03
.66215E-03	.42019E-03	.89186E-03	.30171E-03	.96616E-03	.76922E-03
.81104E-03	.90617E-03	.58304E-03	.55834E-03	.63540E-03	.43887E-03
.43931E-03	.73613E-03	.10787E-02	.80035E-03	.13823E-02	.79322E-03
.42489E-03	.34237E-03	.30015E-03	.34080E-03	.32120E-03	.28079E-03
.23409E-03	.22530E-03	.25414E-03	.34823E-03	.32145E-03	.21639E-03
.19810E-03	.21686E-03	.25279E-03	.29257E-03	.28570E-03	.25534E-03
.23419E-03	.23886E-03	.36250E-03	.41284E-03	.28845E-03	.21357E-03
.24516E-03	.24381E-03	.19206E-03	.16374E-03	.12317E-03	.90077E-04
.88483E-04	.87413E-04	.80146E-04	.72474E-04	.82078E-04	.14447E-03
.23928E-03	.28289E-03	.24284E-03	.21616E-03	.26814E-03	.32199E-03
.28223E-03	.17780E-03	.10552E-03	.83513E-04	.76747E-04	.65623E-04
.55183E-04	.67024E-04	.12544E-03	.21696E-03	.26492E-03	.22277E-03
.15743E-03	.14970E-03	.18763E-03	.19642E-03	.14220E-03	.74555E-04
.41234E-04	.41359E-04	.51245E-04	.47782E-04	.29392E-04	.12082E-04
.43538E-05	.34868E-05	.54883E-05	.79610E-05	.10440E-04	.15054E-04
.23112E-04	.30816E-04	.32733E-04	.29427E-04	.25513E-04	.22479E-04
.19101E-04	.15078E-04	.10884E-04	.67769E-05	.33366E-05	.12129E-05
.31394E-06	.56824E-07	.73218E-08	.25311E-08	.13490E-07	.69174E-07
.25994E-06	.71349E-06	.14304E-05	.20961E-05	.22417E-05	.17527E-05
.10009E-05	.41759E-06	.12726E-06	.28331E-07	.46074E-08	.54756E-09
.47530E-10	0.	0.	0.	0.	0.
0.	0.	0.	0.	0.	0.
0.	0.	0.	0.	0.	0.

NORMALIZED SUM GAMMA ENERGY SPECTRUM AT .194700E+03 SEC, TOTAL AND .184700E+03 SEC, DECAY (MEV/FISSION)

.10888E-04	.10486E-03	.16369E-03	.35701E-03	.57461E-03	.90552E-03
.13058E-02	.16130E-02	.20285E-02	.25062E-02	.26952E-02	.34448E-02
.41070E-02	.45272E-02	.54190E-02	.57207E-02	.66869E-02	.74561E-02
.82672E-02	.91733E-02	.97564E-02	.10315E-01	.10950E-01	.11389E-01
.11828E-01	.12564E-01	.13643E-01	.14443E-01	.15826E-01	.16619E-01
.17004E-01	.17386E-01	.17686E-01	.18027E-01	.18348E-01	.18629E-01
.18863E-01	.19089E-01	.19343E-01	.19691E-01	.20012E-01	.20229E-01
.20027E-01	.20644E-01	.20897E-01	.21189E-01	.21475E-01	.21730E-01
.21964E-01	.22203E-01	.22566E-01	.22979E-01	.23267E-01	.23481E-01
.23726E-01	.23970E-01	.24162E-01	.24325E-01	.24449E-01	.24539E-01
.24627E-01	.24714E-01	.24795E-01	.24867E-01	.24949E-01	.25094E-01
.25333E-01	.25616E-01	.25859E-01	.26075E-01	.26343E-01	.26665E-01
.26947E-01	.27125E-01	.27230E-01	.27314E-01	.27391E-01	.27456E-01
.27512E-01	.27579E-01	.27704E-01	.27921E-01	.28186E-01	.28409E-01
.28566E-01	.28716E-01	.28903E-01	.29100E-01	.29242E-01	.29317E-01

.29358E-01	.29399E-01	.29450E-01	.29498E-01	.29528E-01	.29540E-01
.29544E-01	.29548E-01	.29553E-01	.29561E-01	.29571E-01	.29586E-01
.29610E-01	.29640E-01	.29673E-01	.29703E-01	.29728E-01	.29751E-01
.29770E-01	.29785E-01	.29796E-01	.29802E-01	.29806E-01	.29807E-01
.29807E-01	.29807E-01	.29807E-01	.29807E-01	.29807E-01	.29807E-01
.29808E-01	.29808E-01	.29810E-01	.29812E-01	.29814E-01	.29816E-01
.29817E-01	.29817E-01	.29817E-01	.29817E-01	.29817E-01	.29817E-01
.29817E-01	.29817E-01	.29817E-01	.29817E-01	.29817E-01	.29817E-01
.29817E-01	.29817E-01	.29817E-01	.29817E-01	.29817E-01	.29817E-01
.29817E-01	.29817E-01	.29817E-01	.29817E-01	.29817E-01	.29817E-01
.29817E-01	.29817E-01	.29817E-01	.29817E-01	.29817E-01	.29817E-01

EXPERIMENTAL GAMMA ENERGY SPECTRUM AT .194700E+03 SEC. TOTAL AND .184700E+03 SEC. DECAY (MEV/FISSION)

.14185E-04	.60665E-04	.83500E-04	.78200E-04	.13292E-03	.12118E-03
.91250E-04	.10812E-03	.12600E-03	.13593E-03	.13213E-03	.14008E-03
.22246E-03	.30671E-03	.29084E-03	.27757E-03	.21098E-03	.22367E-03
.28132E-03	.30204E-03	.38898E-03	.39297E-03	.32040E-03	.31909E-03
.35392E-03	.36567E-03	.43981E-03	.54235E-03	.50865E-03	.47034E-03
.46875E-03	.43243E-03	.33663E-03	.27489E-03	.27185E-03	.31084E-03
.37975E-03	.45341E-03	.61385E-03	.77050E-03	.67685E-03	.46976E-03
.38065E-03	.46121E-03	.69360E-03	.82260E-03	.74865E-03	.60115E-03
.54920E-03	.61400E-03	.77215E-03	.90930E-03	.88510E-03	.79275E-03
.77175E-03	.76620E-03	.76250E-03	.83495E-03	.82375E-03	.68960E-03
.59705E-03	.54925E-03	.60265E-03	.62075E-03	.59555E-03	.57265E-03
.53355E-03	.54110E-03	.55185E-03	.60775E-03	.76855E-03	.72200E-03
.67180E-03	.93370E-03	.11149E-02	.93180E-03	.55045E-03	.44048E-03
.52210E-03	.44148E-03	.35761E-03	.39729E-03	.36805E-03	.42224E-03
.43788E-03	.38265E-03	.36053E-03	.26156E-03	.30991E-03	.40722E-03
.33330E-03	.32325E-03	.33075E-03	.28176E-03	.29139E-03	.32097E-03
.27402E-03	.27523E-03	.31005E-03	.27370E-03	.23340E-03	.20282E-03
.28722E-03	.31415E-03	.27606E-03	.29358E-03	.26955E-03	.21615E-03
.22908E-03	.19523E-03	.13967E-03	.12329E-03	.10072E-03	.11283E-03
.11177E-03	.12286E-03	.13875E-03	.19866E-03	.17970E-03	.15160E-03
.21621E-03	.20884E-03	.13041E-03	.10861E-03	.86185E-04	.61055E-04
.79625E-04	.65485E-04	.67750E-04	.16402E-03	.14552E-03	.73235E-04
.10123E-03	.11660E-03	.79725E-04	.27329E-04	.46334E-04	.71535E-04
.24634E-04	.16947E-04	.34339E-04	.27978E-04	.22420E-04	.15854E-04
.35980E-04	.62075E-04	.38637E-04	.23963E-04	.28810E-04	.14838E-04
.24545E-05	.18045E-05	.11555E-05	.28347E-05	.64305E-05	.19246E-04
.17272E-04	.90115E-05	.43751E-05	.49705E-06	.16056E-05	.90955E-06
.78090E-06	.93615E-06	.48880E-05	.81430E-05	.47634E-05	.17327E-05
.42328E-05	.13787E-05	.15781E-07	.41644E-06	.32327E-06	.43910E-07
.27612E-06					

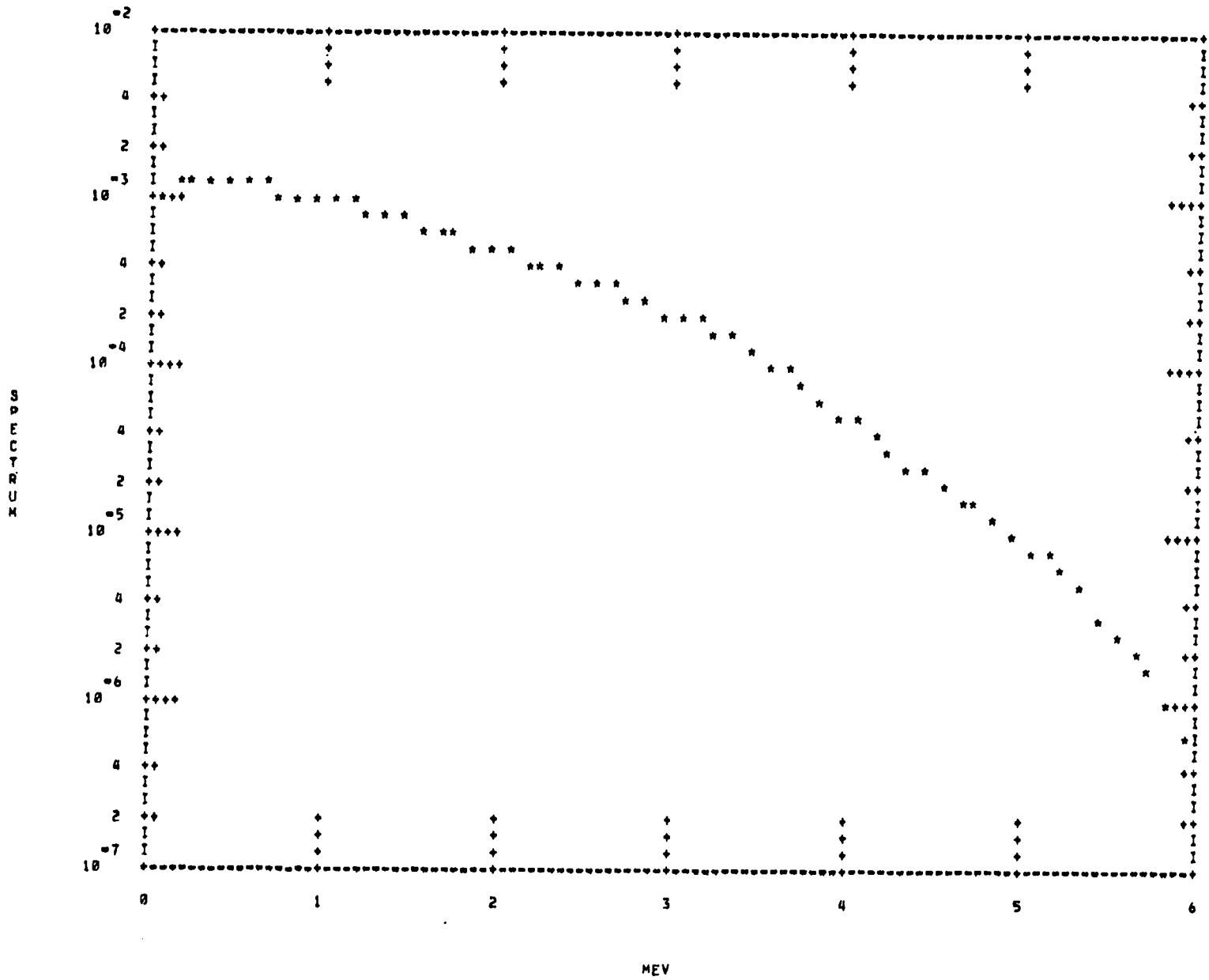
EXPERIMENTAL SUM GAMMA ENERGY SPECTRUM AT .194700E+03 SEC. TOTAL AND .184700E+03 SEC. DECAY (MEV/FISSION)

.28371E-05	.14970E-04	.31670E-04	.47310E-04	.73894E-04	.98131E-04
.11634E-03	.13797E-03	.16317E-03	.19035E-03	.21678E-03	.24640E-03
.31314E-03	.40515E-03	.49240E-03	.57568E-03	.63897E-03	.70607E-03
.79047E-03	.88108E-03	.99777E-03	.11157E-02	.12118E-02	.13075E-02
.14137E-02	.15234E-02	.16553E-02	.18180E-02	.19706E-02	.21117E-02
.22524E-02	.23821E-02	.24831E-02	.25656E-02	.26471E-02	.27404E-02
.28923E-02	.30736E-02	.33192E-02	.36274E-02	.38981E-02	.40860E-02
.42383E-02	.44228E-02	.47002E-02	.50292E-02	.53287E-02	.55692E-02
.57898E-02	.60344E-02	.63433E-02	.67070E-02	.70611E-02	.73782E-02
.76869E-02	.79933E-02	.82983E-02	.87158E-02	.91277E-02	.94863E-02
.97492E-02	.10057E-01	.10346E-01	.10644E-01	.10977E-01	.11206E-01
.11526E-01	.11806E-01	.12183E-01	.12499E-01	.13022E-01	.13397E-01
.13854E-01	.14340E-01	.15098E-01	.15582E-01	.15957E-01	.16186E-01
.16541E-01	.16859E-01	.17173E-01	.17459E-01	.17783E-01	.18087E-01
.18472E-01	.18748E-01	.19065E-01	.19254E-01	.19526E-01	.19820E-01
.20113E-01	.20346E-01	.20637E-01	.20840E-01	.21096E-01	.21327E-01
.21568E-01	.21766E-01	.22039E-01	.22236E-01	.22488E-01	.22675E-01
.22985E-01	.23274E-01	.23572E-01	.23842E-01	.24133E-01	.24332E-01
.24580E-01	.24759E-01	.24910E-01	.25024E-01	.25153E-01	.25279E-01
.25422E-01	.25560E-01	.25737E-01	.25960E-01	.26190E-01	.26360E-01
.26636E-01	.26870E-01	.27037E-01	.27159E-01	.27269E-01	.27337E-01
.27439E-01	.27526E-01	.27626E-01	.27843E-01	.28058E-01	.28155E-01
.28304E-01	.28458E-01	.28576E-01	.28612E-01	.28681E-01	.28775E-01
.28812E-01	.28834E-01	.28885E-01	.28922E-01	.28955E-01	.28979E-01
.29040E-01	.29134E-01	.29199E-01	.29235E-01	.29284E-01	.29306E-01
.29311E-01	.29313E-01	.29311E-01	.29307E-01	.29319E-01	.29352E-01
.29385E-01	.29400E-01	.29408E-01	.29408E-01	.29405E-01	.29406E-01
.29405E-01	.29403E-01	.29413E-01	.29429E-01	.29439E-01	.29435E-01
.29427E-01	.29424E-01	.29424E-01	.29423E-01	.29422E-01	.29423E-01
.29423E-01					

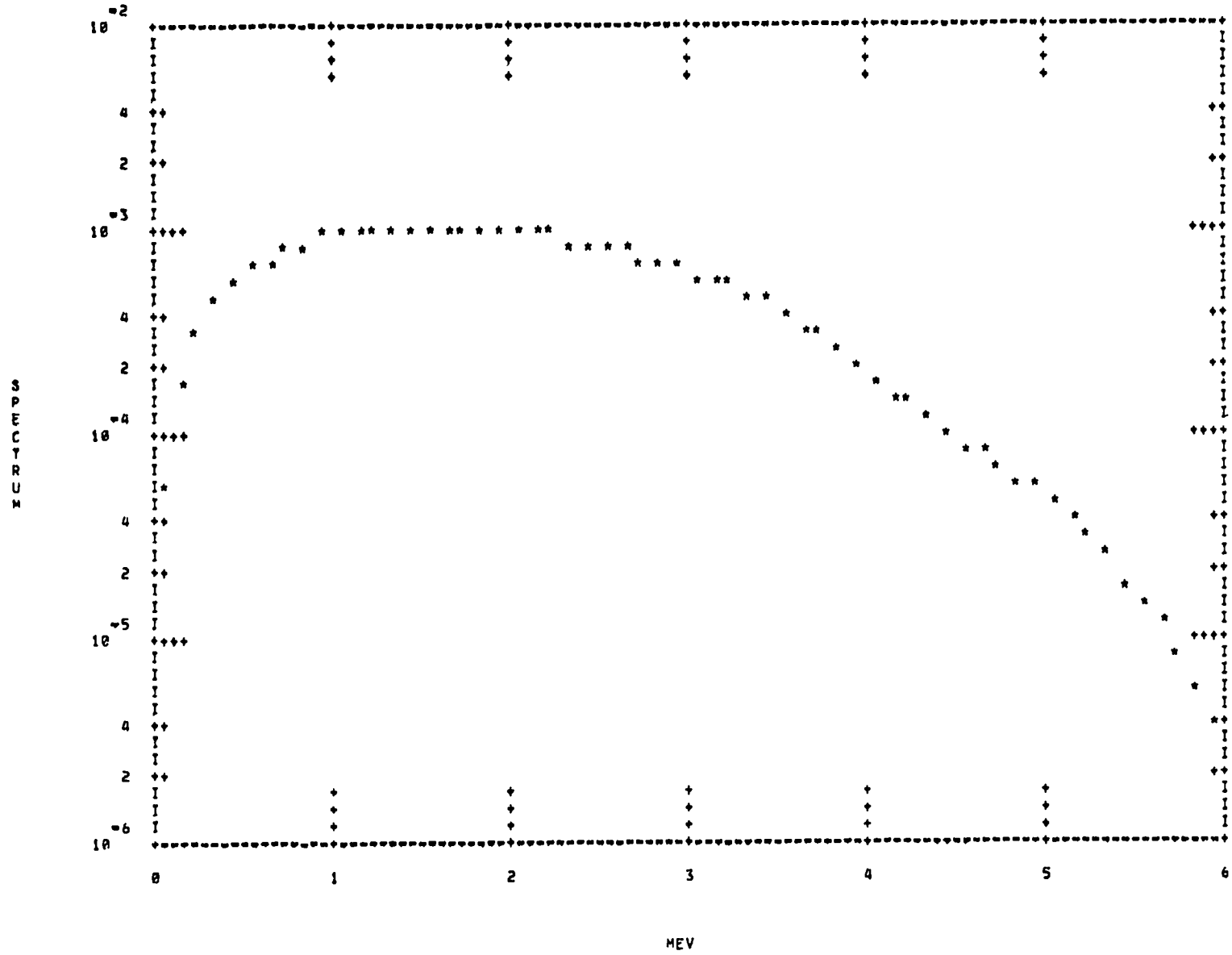
ERRORS OF EXPERIMENTAL GAMMA ENERGY SPECTRUM AT .194700E+03 SEC, TOTAL AND .184700E+03 SEC, DECAY
(MEV/FISSION)

.25245E-05	.36302E-05	.43762E-05	.47628E-05	.54765E-05	.55930E-05
.57480E-05	.64010E-05	.69705E-05	.76185E-05	.80340E-05	.89060E-05
.89075E-05	.98030E-05	.99220E-05	.10285E-04	.10280E-04	.10445E-04
.11384E-04	.12200E-04	.13573E-04	.14028E-04	.13916E-04	.14236E-04
.14932E-04	.15514E-04	.16950E-04	.18210E-04	.18422E-04	.17862E-04
.15349E-04	.14734E-04	.14010E-04	.13765E-04	.14286E-04	.16088E-04
.16465E-04	.16996E-04	.19449E-04	.21430E-04	.20806E-04	.18453E-04
.17633E-04	.18932E-04	.21554E-04	.23682E-04	.23051E-04	.20868E-04
.22520E-04	.21746E-04	.24121E-04	.26404E-04	.26602E-04	.25160E-04
.24082E-04	.24372E-04	.24620E-04	.25522E-04	.25642E-04	.24118E-04
.22952E-04	.23443E-04	.24851E-04	.25224E-04	.24343E-04	.24315E-04
.24719E-04	.24593E-04	.26176E-04	.28889E-04	.32462E-04	.33208E-04
.31702E-04	.33015E-04	.34900E-04	.31173E-04	.26321E-04	.31221E-04
.34350E-04	.32706E-04	.31063E-04	.31028E-04	.33801E-04	.43239E-04
.49914E-04	.41769E-04	.33511E-04	.28246E-04	.30070E-04	.32340E-04
.31362E-04	.30728E-04	.31447E-04	.31351E-04	.33299E-04	.32301E-04
.32186E-04	.32066E-04	.30615E-04	.31138E-04	.31080E-04	.30277E-04
.32151E-04	.32616E-04	.31915E-04	.36558E-04	.40193E-04	.40307E-04
.32723E-04	.26713E-04	.24570E-04	.24990E-04	.23571E-04	.24457E-04
.23252E-04	.23772E-04	.23549E-04	.25963E-04	.25493E-04	.23494E-04
.26948E-04	.27977E-04	.24708E-04	.22426E-04	.21425E-04	.20361E-04
.22023E-04	.19744E-04	.20348E-04	.23604E-04	.23688E-04	.20123E-04
.21846E-04	.21198E-04	.18640E-04	.15485E-04	.14490E-04	.17748E-04
.15091E-04	.15566E-04	.15552E-04	.13934E-04	.14286E-04	.12814E-04
.13042E-04	.13872E-04	.12031E-04	.11616E-04	.10278E-04	.99675E-05
.81535E-05	.74145E-05	.67290E-05	.57525E-05	.55980E-05	.69855E-05
.57830E-05	.45861E-05	.44776E-05	.44743E-05	.41131E-05	.58410E-05
.36341E-05	.22235E-05	.47630E-05	.44845E-05	.46359E-05	.38902E-05
.20578E-05	.47622E-05	.30849E-05	.24801E-05	.22389E-05	.20970E-05
.18585E-05					

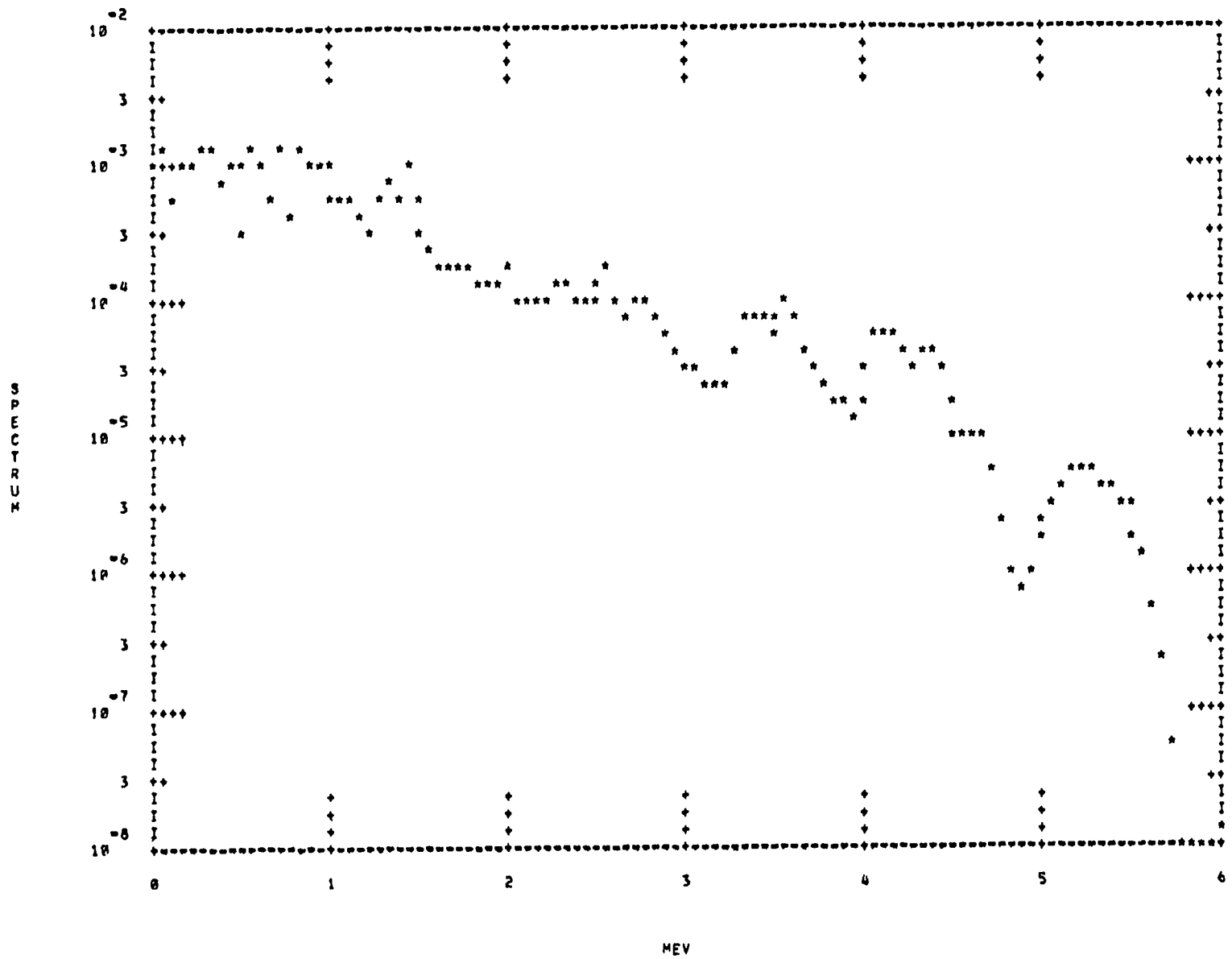
BETAS PER FISSION AT 1.947E+02 S. TOTAL, 1.847E+02 S. DECAY



BETA MEV/FISSION AT 1,947E+02 S. TOTAL, 1,647E+02 S. DECAY



GAMMAS / FISSION AT 1.947E+02 S. TOTAL, 1.847E+02 S. DECAY



GAMMA MEV/FISSION AT 1.947E+02 S. TOTAL, 1.847E+02 S. DECAY

