

UNCLASSIFIED

UNCLASSIFIED

~~SECRET~~

Classification changed to UNCLASSIFIED  
by authority of the U. S. Atomic Energy Commission,  
Per Jack H. Kahn *List #10*  
*5-10-57*  
By REPORT LIBRARY M. Chelius  
*6-20-57*

L A 69

~~SECRET~~

March 15, 1944

This document contains 18 pages

URANIUM ALLOY DEVELOPMENT

Part V

WORK DONE BY:

A. U. Seybolt

W. H. Duffy

REPORT WRITTEN BY:

A. U. Seybolt

LOS ALAMOS NATL. LAB. LIBS.  
3 9338 00414 7384

*Metallurgy, All-Uranium*

~~Unclassified Cont.  
Nuclear Information  
FSS-16  
8/28/95~~

VERIFIED UNCLASSIFIED

LMR 6-11-79

~~SECRET~~

This document contains information of a classified nature. It is to be controlled in accordance with the Atomic Energy Act of 1954 and the Atomic Energy Regulations. It is to be released only in accordance with the Atomic Energy Act of 1954 and the Atomic Energy Regulations. It is to be released only in accordance with the Atomic Energy Act of 1954 and the Atomic Energy Regulations.

PUBLICLY RELEASABLE  
LANL Classification Group  
*FSS-16*  
SEP 18 1995

UNCLASSIFIED

UNCLASSIFIED

SECRET  
TOP SECRET



ABSTRACT

The uranium alloys of intended composition two atomic per cent titanium, zirconium, chromium, columbium, nickel and platinum have not shown interesting properties. Of these six alloy types, only the columbium system appears to offer promise on the basis of earlier work.

The results of vacuum remelting one gram uranium reductions are given.



SECRET  
TOP SECRET

U. S. G. O.  
S I T E D

-5-

## URANIUM ALLOY DEVELOPMENT - PART V

HEAT TREATMENT OF URANIUM ALLOYS CONTAINING  
TITANIUM, ZIRCONIUM, CHROMIUM, COLUMBIUM, NICKEL AND PLATINUM

In LA report 68, the microstructure and hardness of uranium alloys of intended composition two atomic per cent of titanium, zirconium, chromium, columbium, nickel and platinum were described for the 900° C. quenched condition. The type of X-ray diffraction pattern was described either as the Alpha (room temperature type) uranium or "structure X," the latter structure being possibly due to the intermediate high temperature or beta form of uranium.

Effect of Heat Treatment at 600° C.

The next step consisted of taking other samples from the same cast bars, heating them to 900° C., holding for two hours, and then cooling them in an argon atmosphere at room temperature. This relatively slow cooling was used in an effort to prevent cracking of some of the alloys when quenched in water. The chromium, platinum and nickel alloys were susceptible to quench cracking, presumably because of volume changes on cooling. However, it was found that even gas cooling did not prevent cracking. The chromium alloy was much the worst, with the nickel and platinum alloys far less troublesome in this respect. After cooling from 900° C., the samples were held for 24 hours at 600° C. and water quenched

U. S. G. O.

S I T E D

00110  
00110

UNCLASSIFIED

-4-

to be examined for hardness, microstructure and X-ray structure.

The purpose of the 600° C. heat treatment was to use as high a temperature as possible and yet remain in the alpha uranium region. Some of the alloys which had previously shown the "structure X" might now be expected to exhibit the alpha uranium structure. If so, there could hardly be any doubt that the "structure X" was due to a high temperature form of uranium. The hardness and X-ray diffraction results are shown in Table I, and the microstructures are shown in Figs. 1-6. Figs. 1, 2 and 4 show the familiar alpha uranium structure with particles of carbide and possibly bits of a second phase. The columbium alloy shows a rather copious scattering of a second phase. Fig. 3, the chromium alloy, shows two cracks and a two-phase matrix. The nickel alloy, Fig. 5, has a fine grained matrix with a few rather large carbide dendrites, while Fig. 6, the platinum alloy is chiefly distinguished by a second phase in the grain boundaries. There is also a suggestion of a fine precipitate within the grains; the black particles are probably carbides.

#### Hardness

Eberbach micro hardness was determined as well as Rockwell A hardness because some of the specimens had numerous cracks, and it was considered that the Rockwell A values would be too low in such samples.

00110  
00110

UNCLASSIFIED

U.S. GOVERNMENT  
PRINTING OFFICE

UNCLASSIFIED

5 [REDACTED] contains information affecting the national defense of the United States within the meaning of the espionage laws, the transmission or the revelation of its contents in any manner to an unauthorized person is prohibited by law.



Fig 1. 0.40-0.23 Ti-U Alloy  
24 hours at 600° C.  
Etched electrolytically in 10%  
Oxalic Acid

Fig. 2. 2.7-0.1 Zr-U Alloy  
25 hours at 600° C.  
Etched electrolytically in 10%  
Oxalic Acid

2277-2-0 x 250

2281-2-0 x 250



Fig. 3. 0.45 Cr-U Alloy  
24 hours at 600° C.  
Etched electrolytically in 10%  
Oxalic Acid

Fig. 4. 1.39-0.25 Cb-U Alloy  
24 hours at 600° C.  
Etched electrolytically in 10%  
Oxalic Acid

2282-2-1 x 250

2283-2-0 x 250

U.S. GOVERNMENT  
PRINTING OFFICE

UNCLASSIFIED

DECLASSIFIED

UNCLASSIFIED

~~SECRET~~

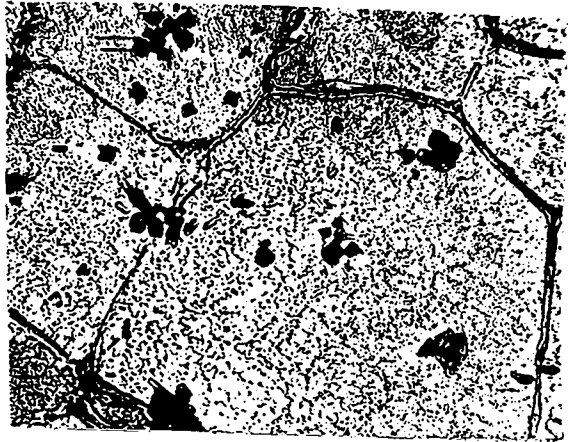



Fig. 5. 0.42 Ni-U Alloy  
24 hours at 600° C.  
Etched electrolytically in 10%  
Oxalic Acid

2292-2-1 x 250

Fig. 6. Intended 1.66 Pt-U Alloy  
24 hours at 600° C.  
Etched electrolytically in 10%  
Oxalic Acid

2293-2-1 x 250

~~SECRET~~

~~This document contains information of a national defense character within the meaning of the Espionage Laws, Title 18, U.S.C., and its amendments, or its transmission in any manner to an unauthorized person is prohibited by law.~~

DECLASSIFIED

UNCLASSIFIED

Table I. Hardness and X-ray Diffraction Structure of the 600° C. Heat Treated Uranium Alloys

Sample No.	Composition analysis	Rockwell A Hardness Measured	Eberbach Micro Hardness D.P.N.*	Rockwell A Hardness as converted from Micro Hardness	X-ray Structure
2277-2	0.40-0.23 Ti	54	188	49	-----
2281-2	2.7-0.1 Zr	49	222	56	-----
2282-2	0.45 Cr	59	308	64	alpha uranium
2283-2	1.39-0.25 Cb	58	202	54	-----
2292-2	0.42-0.48 Ni	58	256	59	-----
2293-2	intended 1.66 Pt	54	358	67	alpha uranium

\* Impressions made on chief constituent or matrix.

APPROVED FOR PUBLIC RELEASE

SECRET

UNCLASSIFIED

APPROVED FOR PUBLIC RELEASE

SECRET

UNCLASSIFIED

UNCLASSIFIED

SECRET

-8-

It will be seen from the table that in general the Rockwell A hardness values converted from the Eberbach micro hardness values (equivalent to Vickers diamond pyramid numbers) are higher than those observed directly.

### X-ray Structure

X-ray diffraction results on the two samples (chromium and platinum) in this series which previously showed "structure X" as quenched from 900° C., showed the alpha uranium structure as heat treated at 600° C. This means that "structure X" is almost certainly due to beta uranium. The brittleness of the alloys with "structure X" is the main reason for eliminating the possibility of this structure belonging to the gamma modification.

### Effect of Successive Heat Treatment from 300° C. to 600° C.

New samples of the same alloy bars were given the usual 900° C. heat treatment (two hours at temperature, followed by quenching in water) and were then heat treated successively in the vacuum quenching furnace for two hours at 300° C., 400° C., 500° C., and 600° C. Rockwell A hardness results are shown in Table II.

It will be noted from the table that none of the alloys show more than seven points increase in hardness on reheating from the 900° C. quenched condition, and most show changes of the order of 2-3 points. There is some question about the seven point increase of the nickel alloy, 2292-3, because previously a different sample from the same cast bar showed a hardness of 67 as cast instead of 60 as indicated here. More significant,

SECRET

SECRET

UNCLASSIFIED



UNCLASSIFIED

-9-

perhaps, is the observation that there is no hardness increase between 300° C. and 400° C., and at 600° C. the hardness is at the same level as in the lower temperature range.

While because of segregation there is a possibility of having very low alloy contents in the case of the alloys of titanium, zirconium, and columbium, it will be recalled (Cf. IA 42) that these three alloys were previously made with higher alloy contents without showing very interesting properties except in the case of columbium.

To sum up, it appears that none of the alloy types shown in Table II are worth further investigation except possibly uranium-columbium alloys.

Table II. Rockwell A Hardness Values on Reheating  
900° C. Quenched Samples 300° C. to 600° C.

<u>Sample No.</u>	<u>Composition (analysis)</u>	<u>900° C. Quenched</u>	<u>Rockwell A Hardness</u>			
			<u>300° C.</u>	<u>400° C.</u>	<u>500° C.</u>	<u>600° C.</u>
2277-3	0.40-0.23 Ti	59	58	57	57	56
2281-3	2.7-0.1 Zr	57	57	58	57	55
2282-3	0.45 Cr	66	66	68	64	57
2283-3	1.39-0.25 Cb	58	60	59	63	59
2292-3	0.42-0.48 Ni	60	63	62	67	63
2293-3	Intended 1.66 Pt	65	66	64	62	56

UNCLASSIFIED

UNCLASSIFIED

DECLASSIFIED  
 ST 10

-10-

VACUUM MELTING ONE GRAM URANIUM REDUCTIONS

In order to find out how one gram uranium reductions would behave in vacuum melting several one gram uranium reductions made by the stationary bomb method and the centrifugal bomb method were vacuum melted.

These one gram reductions behaved quite differently from one gram melts of Westinghouse uranium wire because of the impurities present, particularly iron and calcium. The latter boils out during melting and tends to cause splattering of the molten metal on the sides of the furnace walls and usually a black deposit, presumably largely calcium, is left on the inside of the furnace. The iron, when present in amounts of the order of 0.2 per cent or more, causes extreme brittleness.

The stationary bomb reductions were in general more easily handled than the centrifuged reductions because less volatile matter was present and also because of the shape of the reduced buttons.

Remelting the one Gram Centrifugal Reductions

The centrifuged buttons were cone shaped and were too large in area to be readily melted down in the BeO crucibles inside the tantalum heater crucible. It was found that by first centrifuging the cones into a BeO crucible to obtain a more convenient shape, some of the volatile matter was removed during the process. Hence in remelting the centrifuged cones, less difficulty in spattering was observed. The as-reduced cones

DECLASSIFIED  
 ST 10

UNCLASSIFIED

UNCLASSIFIED

-11-

were placed on top of a BeO crucible recessed to fit the cone and sealed off under vacuum (2-3 microns) in a pyrex tube. The pyrex tube containing the BeO crucible and cone was placed in a high frequency induction furnace coil, and the cone heated to 1200-1400° C. When maximum temperature was attained, the tube was quickly transferred to a centrifuge and most of the metal forced down into the cylindrical part of the crucible, about 0.15 inches in diameter. The centrifuged metal was then removed, weighed, and inserted into a BeO sleeve which was seated inside a tantalum crucible and the metal again melted in a two micron vacuum. This second melting always caused more volatile impurities to be removed.

After the second melting, the ingots were weighed again, and used for microscopic examination and for analysis.

#### Remelting the one Gram Stationary Bomb Reductions

The stationary bomb reductions could be vacuum melted in the furnace directly without prior centrifuging because much less volatile impurities were present and because the reduced button could be fitted into the BeO sleeve. The procedure from this point was the same as for the vacuum centrifuged cones.

#### Ductility of the One Gram Reductions

The one gram stationary bomb buttons were always quite malleable, but the centrifuged uranium cones made by calcium reduction were usually brittle, probably because of greater iron content. However, the lithium

UNCLASSIFIED

UNCLASSIFIED

01110  
01110

-12-

reduced centrifuged cones were comparable in ductility to the stationary bomb calcium reduced metal.

#### Loss in Weight During Remelting

Several stationary bomb and centrifugal bomb reduced melts of uranium have been vacuum melted according to the procedure outlined above. The changes in weight accompanying centrifuged remelting and vacuum furnace remelting are shown in Table III. Most of the loss of the centrifuged cones occurred during the centrifugal remelting operation, because not all of the uranium could be forced down inside of the centrifuging crucible. A crust of metal and oxide, etc., the bottom of the cone, was usually left behind.

#### Microstructures

Many of the one gram uranium reductions were examined metallographically as reduced, as centrifuged, and mostly after vacuum remelting. The various structures observed are shown in Figs. 7-21. The iron content and the amount of reductant (Ca or Li) in the samples is given where this information is available.

[REDACTED]

01110

UNCLASSIFIED

01110

000000  
000000

-13-

Table III. Change in Weight of One Gram  
Uranium Reductions during Vacuum Remelting

Centrifugal Bomb Reduction Vacuum Remelts

<u>Specimen No.</u>	<u>Original Weight</u>	<u>Weight after Centrifuging grams</u>	<u>Final Weight grams</u>	<u>Per Cent Recovery</u>
1827 A	1.0196	0.7380	0.7372	72
2374	1.0076	0.6531	0.6523	65
2375	1.0185	0.9163	0.8681	85
2373	0.9893	0.8483	0.8477	86
2376	0.8315	Very little centrifuged into crucible		
2377	0.9250	0.5990	0.5922	64
2378	0.9478	0.8661	0.8656	92
2385	0.9258	0.7333	0.7331	79

Stationary Bomb Reduction Vacuum Remelts

1234	0.9505	-----	0.9325	98
2362	0.9524	-----	0.9306	99
2379	0.9617	-----	0.9461	98
2381	0.9481	-----	0.6435	68
2382	0.9631	-----	0.9534	99
2386	0.9474	-----	0.9415	99

000000

000000

UNCLASSIFIED

UNCLASSIFIED  
[REDACTED]

Future Work

More uranium alloys will be prepared in 200 g amounts for studying the effects of the alloying metals formerly studied only in one gram samples.

[REDACTED]

UNCLASSIFIED

UNCLASSIFIED

UNCLASSIFIED

UNCLASSIFIED

15

~~... contains information of national defense... the meaning of the Espionage Act... or the contents in any document... a person is prohibited by law.~~




Fig. 7. Vacuum Remelted Centrifuged Bomb Reduction. 0.08% Fe. Etched electrolytically in 2% Oxalic Acid

2360-1-1 x 250




Fig. 8. Vacuum Remelted Centrifuged Bomb Reduction. 0.1% Fe. Etched in 1:1 nitric-acetic acids

2363-1-0 x 250

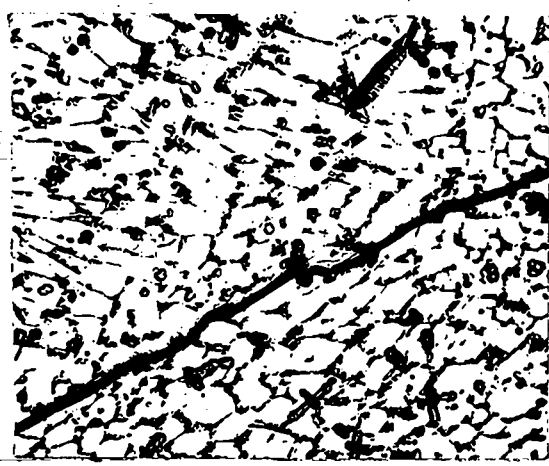


Fig. 9. Vacuum Remelted Centrifuged Bomb Reduction. Unetched

2374-1-0 x 250




Fig. 10. Vacuum Remelted Centrifuged Bomb Reduction. >0.1% Fe. Unetched

2375-1-0 x 250

~~...~~

UNCLASSIFIED

UNCLASSIFIED

UNCLASSIFIED  
REF ID: A66000

16 This information is the property of the national defense establishment and its meaning or use for the purpose of espionage or the disclosure of its contents in any manner to an unauthorized person is prohibited by law.




Fig. 11. Vacuum Remelted Centrifuged Bomb Reduction. Etched Electrolytically in 2% Oxalic Acid

2377-1-0 x 250




Fig. 12. Vacuum Remelted Centrifuged Bomb Reduction. Unetched

2378-1-0 x 250

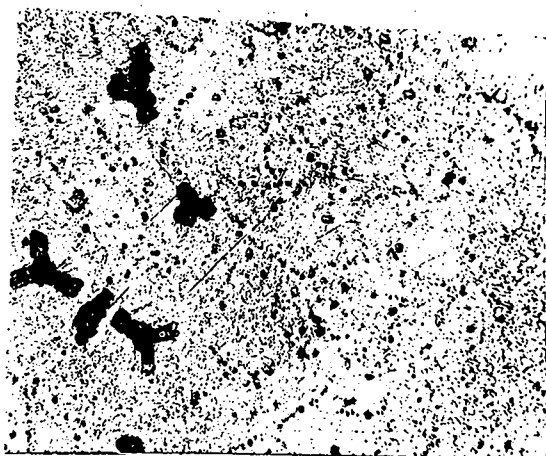


Fig. 13. Vacuum Remelted Stationary Bomb Reduction. 0.002% Fe, 0.0035% Ca. Etched Electrolytically in 2% Oxalic Acid

2381-1-1 x 250




Fig. 14. Vacuum Remelted Stationary Bomb Reduction. Etched Electrolytically in 2% Oxalic Acid

2382-1-1 x 250

UNCLASSIFIED  
REF ID: A66000

UNCLASSIFIED



SECRET

This information is being furnished to you for your information only. It is not to be distributed outside your organization. The meaning of the Espionage Act or the laws of the United States or the person is prohibited by law.

17




Fig. 15. Vacuum Remelted Centrifuged Bomb Reduction.  $\text{ThO}_2$  Crucible. 0.1% Fe, 0.004% Ca. Etched electrolytically in 2% Oxalic Acid

2385-1-1

x 250




Fig. 16. Vacuum Centrifuged Bomb Reduction. Li Reduction. 0.04% Fe, 0.01% Li Etched electrolytically in 2% Oxalic Acid

2388-1-1

x 250




Fig. 17. Centrifuged Bomb Reduction Not Vacuum Melted. Li Reduction. 0.04% Fe, 0.001% Li. Etched electrolytically in 2% Oxalic Acid

2389-1-1

x 250



Fig. 18. Vacuum Remelted Centrifuged Bomb Reduction. Li Reduction. Etched Electrolytically in 10% Chromic Acid

2390-1-2

x 250

SECRET

UNCLASSIFIED

SECRET

UNCLASSIFIED

18

~~This document contains information the disclosure of which could be injurious to the national defense of the United States. The transmission or revelation of its contents in any manner to an unauthorized person is prohibited by law.~~





Fig. 19. Stationary Bomb Reduction Not Remelted. Etched Electrolytically in 2% Oxalic Acid

Fig. 20. Stationary Bomb Reduction Not Remelted. Etched Electrolytically in 2% Oxalic Acid.

2393-1-1

x 250

2394-1-1

x 250




Fig. 21. Stationary Bomb Reduction Not Remelted. Etched Electrolytically in 2% Oxalic Acid

2395-1-1

x 250

SECRET

UNCLASSIFIED

03713

UNCLASSIFIED

Rec. From *c. S.*  
Date APR 3 1944  
Rec No Rec ✓

UNCLASSIFIED

03713  
03713