

CLASSIFIED

UNCLASSIFIED

UNCLASSIFIED


CIC-14 REPORT COLLECTION
REPRODUCTION
COPY

586



6 12

0.3



LOS ALAMOS NATIONAL LABORATORY
3 9338 00424 7515

CLASSIFIED

UNCLASSIFIED

CLASSIFIED

UNCLASSIFIED

~~SECRET~~

UNCLASSIFIED

PUBLICLY RELEASABLE

Per M.M. Jones FSS-16 Date: 4-16-91

By M. Dalbey CIC-14 Date: 6-11-96

UNCLASSIFIED

Classification changed to UNCLASSIFIED
by authority of the U. S. Atomic Energy Commission;

LA - 586

Per ALDR(TID-1400-S2) Sept-Oct 1974

By REPORT LIBRARY John Martinez 2/12/75

~~SECRET~~

July 19, 1946

This document contains 16 pages.

EQUATION OF STATE OF HIGH EXPLOSIVE AND CALCULATION
OF DEONATION WAVES

WORK DONE BY:

D. A. Flanders
J. M. Keller
R. E. Peteris

*Donald A.
Joseph M.
Richard E.*

REPORT WRITTEN BY:

T. H. R. Skyrme

Tony

VERIFIED UNCLASSIFIED

Per 2MS 6-11-79

By M. Dalbey 6-11-96

LOS ALAMOS NATL. LAB. LIBS.
3 9338 00424 7515

~~SECRET~~
This document contains information of a classified nature. It is to be controlled in accordance with the provisions of Executive Order 11652 and 32, its amendments, and any other applicable laws. It is to be released only to an authorized person in accordance with the provisions of law.

UNCLASSIFIED

UNCLASSIFIED

~~SECRET~~

UNCLASSIFIED

~~UNCLASSIFIED~~
UNCLASSIFIED

ABSTRACT

This report summarizes the derivation of the equation of state of H. E. (Composition 'B' at density $\rho_0 = 1.67$) used in the most recent implosion calculations, and includes condensed tables of the important variables. The results of calculations on various types of detonation wave made with this equation of state are reported, and compared with earlier calculations based on γ - law equations.

UNCLASSIFIED
UNCLASSIFIED

UNCLASSIFIED

U. S. G. O.
 O. I. D. E. O.

-3-

~~UNCLASSIFIED~~

UNCLASSIFIED

In a fundamental report on detonation waves ¹⁾, G. I. Taylor has given the theory of plane and expanding waves and the results for detonation waves in TNT, using an equation of state for the explosive gases found by Jones. In this report we give a brief account of the derivation of the equation of state used here in various numerical calculations and of the results of calculations on detonation waves.

1. Equation of State


The first numerical calculations made on detonation waves used a $\gamma = 3$ equation of state for the explosive, and neglected changes of entropy. Experiments had indicated that this form was a fair approximation for pressures of the order of the detonation pressure, though it was certainly in error at lower pressures; furthermore this form was well adapted to certain analytic and semi-analytic calculations.

Subsequently, however, a desire for greater accuracy in implosion calculations led to the use of a somewhat more accurate equation of state. In his report ²⁾, Jones has calculated the normal (Chapman-Jouguet) adiabat for certain explosives, T.N.T. at loading densities of 1.0 and 1.5 gm/cm³, and Composition 'B' at a loading density of 1.5; these were obtained by calculating the composition and thermodynamic properties of the mixture of explosive gases.

For the purpose of calculating the convergent detonation wave in an implosion the equation of state of Composition 'B' was required for a loading density of 1.67 gm/cm³ and for a range of entropies about normal conditions. To obviate the necessity of making a fresh calculation, analogous to those of Jones, for these cases, the following perturbation method was used.

- 1) G.I. Taylor, Detonation Waves, A C 639, BML9.
 2) RC-371, BM-647, and earlier reports RC-212, RC-306.

UNCLASSIFIED



 CLASSIFIED



 UNCLASSIFIED

The equation of state calculated by Jones is a certain adiabatic $p(v_1, S_1)$ where the subscript₁ refers to conditions at the head of an ordinary detonation wave in Composition B at a loading density $\rho_0 = 1.5 \text{ gm/cm}^3$. At the detonation front the internal energy E may be derived from the shock conditions

$$E(v_1, S_1) = 1/2 p_1 (v_0 - v_1) \quad (1)$$

and therefore along the adiabatic

$$E(v_1, S_1) = (1/2) p_1 (v_0 - v_1) - \int_{v_1}^{v_0} p dv \quad (2)$$


For entropies S slightly different from S_1 we have

$$E(v, S) = E(v, S_1) + T(S - S_1) \quad (3)$$

$$p(v, S) = p(v, S_1) - \left(\frac{\partial T}{\partial v} \right)_{S_1} (S - S_1) \quad (4)$$

Since Jones has given T along his adiabatic, so that $(\partial T / \partial v)_{S_1}$ is also known, the problem is solved when the entropy change $(S - S_1)$ corresponding to the new conditions is determined.

For the Chapman-Jouguet adiabatic the changes in v and S are determined by perturbation of the equation of conservation of energy and of the Chapman-Jouguet condition, combined with equations (3) and (4). However, these conditions involve first and second derivatives of pressure and temperature at the detonation front; these derivatives are somewhat erratic so that the direct application of these conditions does not lead to a satisfactory result. The values finally chosen were obtained by compromising with additional conditions derived from the experimentally determined detonation velocity (7,800 m/sec) and variation of detonation velocity with loading density (3,800 m/sec/gm/cm³). These values corresponded to a γ - value equal to 3.9, so that the detonation pressure was 0.2073 megabars. The new Chapman-Jouguet adiabatic was then calculated from formula (1) the primary points determined



 CLASSIFIED



 UNCLASSIFIED

U. S. G. O.
SECRET

~~UNCLASSIFIED~~

are listed in Table 1 (cf, Table 3 of Jones' paper). The remaining calculations, for higher detonation pressures, were then straightforward.

The equation (4) is of the form

$$p = f_1(v) + \Delta S f_2(v) \quad (5)$$

A condensed table ³⁾ of smoothed values of $f_1(v)$ and $f_2(v)$ is given in Table 2, together with the equation of the Hugoniot curve $p = \psi(v)$ that satisfies the shock conditions.

For the calculation of plane and expanding detonation waves we also need the following quantities,

$$c = v \sqrt{-\partial p / \partial v} \quad (6)$$

$$\sigma = \int_{v_1}^v \sqrt{-\partial p / \partial v} \, dv \quad (7)$$

$$f = (p/c^2) \, dc^2/dp \quad (8)$$

The values of these quantities, calculated for the Chapman-Jouguet adiabetic, are given in Table 3.

The low-pressure end of the adiabetic was represented by the empirical formula

$$p = (v/v_0)^{-1.2} \left\{ .0072456 + \frac{0.0153190}{(v/v_0)} + \frac{0.113443}{(v/v_0)^3} \right\} \text{megabars} \quad (9)$$

This holds for $(v/v_0) > 2.5$; $v_0 = 0.5938 \text{ cm}^3/\text{g}^m$.

2. Plane Detonation Waves

If x denote the distance travelled by the wave and t the time since initiation, the pressure and velocity distribution in the wave are determined by the equations ⁴⁾

$$\left. \begin{aligned} u + c &= x/t \\ u - \sigma &= \text{constant} \end{aligned} \right\} \text{UNCLASSIFIED} \quad (10)$$

³⁾ Complete tables are available, primarily by the IBM group.

⁴⁾ See Taylor's report or LA-1470.

U. S. G. O.
SECRET

UNCLASSIFIED



These solutions are given in Table L for the above equation of state and for $\gamma = 3$ ($p = (16/27) \rho_0 c^3/D$ with same values of $\rho_0 D$). The Pressure distribution is also shown in Fig. 1, together with that calculated by Taylor for T.N.T. of density 1.51.

3. Expanding Detonation Waves

The pressure and velocity distribution behind an expanding wave have been calculated as a preliminary to the numerical integration of the air-blast coming from a spherical charge of H.E. The equations determining the solution^{b)} may be written in the form.

$$\frac{d\psi}{dz} = \frac{\psi \xi}{(1-\xi)^2 \gamma^2 - \xi^2} \left\{ 2\xi - f(1-\xi) \gamma^2 \right\} \quad (11)$$

$$\frac{d\xi}{dz} = \frac{3\xi^2 - (1-\xi)^2 \gamma^2}{(1-\xi)^2 \gamma^2 - \xi^2} \cdot \xi \quad (12)$$

Here z is the similarity variable

$$z = \log_0 (x/Dt) \quad (13)$$

and

$$\xi = ue^{-z}; \quad \psi = u/c \quad (14)$$


f is the quantity defined by equation (8), and is a known function of $e = \xi e^z / \gamma$.

The boundary conditions at $z=0$ are

$$\xi = 1/\gamma + 1; \quad \psi = 1/\gamma \quad (15)$$

The first step in the solution was the preparation of a smooth table of values of f as a function of e ; this is reproduced in Table 5. The numerical integration was carried out with ξ as independent variable starting from $z=0$; subsequently, when ξ became small, z was used as independent variable. It was found that ξ and ψ became zero at $z = 1.074$ approximately so that within the sphere $x/Dt = 0.478$ the explosive is at rest at a pressure of .0603 mb. The pressure and velocity distributions for this solution are

UNCLASSIFIED



UNCLASSIFIED

UNCLASSIFIED

given in Table 6, and for the $\gamma = 3$ equation of state in Table 7. The pressure distributions in the two cases are illustrated in figure (2), together with that calculated by Taylor for T.N.T. of density 1.51.

For the subsequent IBM calculations it was desirable to have the hydrodynamic variables listed as functions of \bar{x}/Dt , where \bar{x} is a Lagrangean radial coordinate. It follows from the similarity hypothesis that

$$\frac{\bar{x}}{Dt} = \left(\frac{1 - \xi}{v/v_0} \right)^{1/3} \frac{x}{Dt} \quad (16)$$

and this quantity is included in Table 5.

For starting the IBM calculation it was useful also to have an expansion of the solution near $x = 0$ of the form

$$x/Dt = 1 - a_2 \theta^2 - a_3 \theta^3 - a_4 \theta^4 \quad (17)$$

where

$$\theta^2 = 1 - x/Dt \quad (18)$$

The general formulae for the coefficients a_i are

$$\left. \begin{aligned} a_2 &= \gamma / (\gamma + 1) \\ a_3 &= \frac{4}{3} \cdot \frac{\gamma}{\gamma + 1} \left/ \sqrt{(\gamma + 1)(f + 2)} \right. \\ a_4 &= \frac{\gamma(5 - \gamma)}{3(\gamma + 1)^2 (f + 2)} - \frac{\gamma}{(\gamma + 1)^2} \left(1 - \frac{p' p'''}{3(p''^2)} \right) \end{aligned} \right\} \quad (19)$$

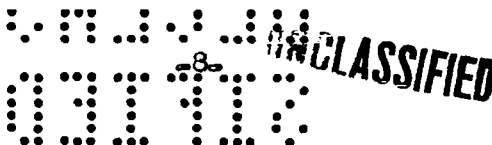
where γ, f have their values at the detonation front. For the modified Jones' equation of state these have the values

$$\left. \begin{aligned} a_2 &= 0.79592 \\ a_3 &= 0.13293 \\ a_4 &= -0.05 \end{aligned} \right\} \quad (20)$$

The last coefficient is uncertain on account of the p''' term.

4. Convergent Detonation Waves

The first calculations of convergent detonation waves were made with




the isentropic $\gamma = 3$ equation of state; these were reported in LA-143. Subsequently, another calculation was made elsewhere, also using a $\gamma = 3$ equation of state but admitting changes of entropy according to a perfect-gas law for the Hugoniot curve; this did not differ much from the former, and a comparison of the two solutions was made in a report by J. Calkin, LA-262.

Later a new calculation of the convergent wave was made using the modified Jones' equation of state and formed the basis for all recent implosion calculations (from IBM problem N onwards). The preparatory analytic calculations were reported by J. Keller in LA-424, which also included comparisons of the effect of convergence for different γ - law equations of state.

Complete numerical details of the calculation are available in IBM problem N. We include in this report Figs. 3 and 4 to illustrate this solution; the former represents the variation of detonation pressure with radius of convergence, and the latter the pressure distribution at a time $t = a/2D$ (where a is the initial radius). Comparative curves for γ - laws have been taken from LA-424 and included in these figures.

UNCLASSIFIED



091100
031710





TABLE 1

UNCLASSIFIED

V	P	
cm^3/gm	dynes/cm^2	
0.5110	1.6363	$\times 10^{11}$
0.5384	1.5050	
0.6084	1.0963	
0.6823	8.124	$\times 10^{10}$
0.7568	6.017	
0.8335	4.449	
0.9151	3.253	
1.012	2.302	
1.138	1.543	
1.331	9.41	$\times 10^9$
1.491	6.986	
1.725	4.790	
2.063	3.233	
2.567	2.094	
3.346	1.323	
4.595	8.168	$\times 10^8$
6.682	4.760	
10.34	2.638	
17.12	1.407	
30.62	6.783	$\times 10^7$
59.96	2.922	
131.4	1.141	
334.1	3.723	$\times 10^6$
1050.4	9.460	$\times 10^5$

UNCLASSIFIED

031100
091100



03100
-10-
03100
TABLE 2




UNCLASSIFIED

v/v_0	$f_1(v)$	megabars	$f_2(v)$	$\psi(v)$
.500	.9624		2.114	
.550	.7232		1.738	
.600	.5579		1.507	
.650	.4371		1.260	.4612
.700	.3486		1.048	.3586
.750	.2677		.852	.2702
(CJ) .796	.2073		.693	.2073
.800	.2034		.680	
.850	.1685		.544	
.900	.1442		.440	
.950	.1288		.381	
1.00	.1140		.348	
1.50	.03466		.239	
2.00	.01296		.112	
2.50	.006871		.051	
5.0	1.626	$\times 10^{-3}$		
10.0	5.610	$\times 10^{-4}$		
20.0	2.204			
50.0	6.908	$\times 10^{-5}$		
100.0	2.946			
200.0	1.269			
500.0	4.199	$\times 10^{-6}$		
1000.0	1.824			
∞	0			


$v_0 = 0.5988 \text{ cm}^3/\text{gm}$

UNCLASSIFIED

03100
03100



000000
 000000
 TABLE 5



v/v ₀	c/D	σ/D	f
(CJ) .796	.7959	0	10.13
.800	.7749	.00402	10.81
.820	.6883	.02199	7.66
.840	.6365	.03791	5.58
.860	.5996	.05244	4.58
.880	.5720	.06589	3.63
.900	.5529	.07851	2.39
.920	.5409	.09053	1.70
.940	.5326	.10206	1.19
.960	.5272	.11322	.75
.980	.5240	.12405	.45
1.00	.5219	.13462	.34
1.10	.5095	.18381	.66
1.20	.4913	.22741	1.04
1.30	.4674	.26582	1.44
1.40	.4405	.29949	1.77
1.50	.4132	.32894	1.94
1.60	.3879	.35477	1.88
1.70	.3636	.37758	2.47
1.80	.3365	.39760	2.84
1.90	.3122	.41512	2.49
2.00	.2892	.43053	3.26
2.5	.2077	.4845	
3.0	.1723	.5189	
3.5	.1502	.5437	
4.0	.1354	.5627	
4.5	.12490	.5780	
5.0	.11717	.5908	
10.0	.08825	.6604	
20.0	.07512	.7165	
50.0	.06495	.7503	
100.0	.05949	.8234	
200.0	.05498	.8630	
500.0	.04988	.9110	
1000.0	.04645	.9444	
∞	0	1.4137	

$D = 0.78 \text{ cm}/\mu\text{sec}$

000000
 000000



000000
000000



TABLE 4

Plane Detonation Wave (fixed wall)

x/Dt	Jones' Equation of State		$\gamma = 3$	
	w/D	$P/\rho_0 D^2$	w/D	$P/\rho_0 D^2$
1.0000	.2041	.2041	.2500	.2500
.9760	.2001	.2002	.2380	.2382
.8624	.1821	.1840	.1812	.1873
.8037	.1672	.1713	.1519	.1642
.7513	.1517	.1608	.1257	.1452
.7102	.1382	.1517	.1051	.1313
.6785	.1256	.1438	.0893	.1206
.6346	.1020	.1299	.0673	.1082
.6040	.0800	.1178	.0520	.09967
.5298	.0203	.08797	.0149	.08090
.5010	0	.07768	.0005	.07430
.5000	0		0	.07407
0	0	.07768	0	.07407

TABLE 5

c/D	f
(CJ) .796	11.026
.780	10.927
.760	10.703
.740	10.258
.720	9.457
.700	8.327
.680	7.255
.660	6.488
.640	5.828
.620	5.168
.600	4.572
.580	3.862
.560	2.986
.540	1.724
.520	0.481
.500	0.851
.480	1.264
.460	1.525
.440	1.750
.420	1.950
.400	2.130
.380	2.300
.360	2.460
.340	2.620
.320	2.780
.300	2.940

000000



000000

000000
000000
-13-
TABLE 6



x/Dt	x/Dt	w/D	$P/P_0 D^2$
1.00000	1.00000	.2041	.2041
.99756	.99697	.1936	.1936
.98821	.98544	.1819	.1820
.96902	.96206	.1687	.1691
.93714	.92116	.1533	.1553
.89314	.87243	.1376	.1410
.84641	.81909	.1220	.1284
.80564	.77460	.1080	.1194
.77101	.73549	.0957	.10940
.74077	.70158	.0845	.10110
.67032	.62856	.0578	.08619
.60653	.56473	.0343	.07440
.54881	.50839	.0158	.06537
.49659	.45893	.0031	.05979
.47688	.44126	0	.05932
0	0	0	.05932

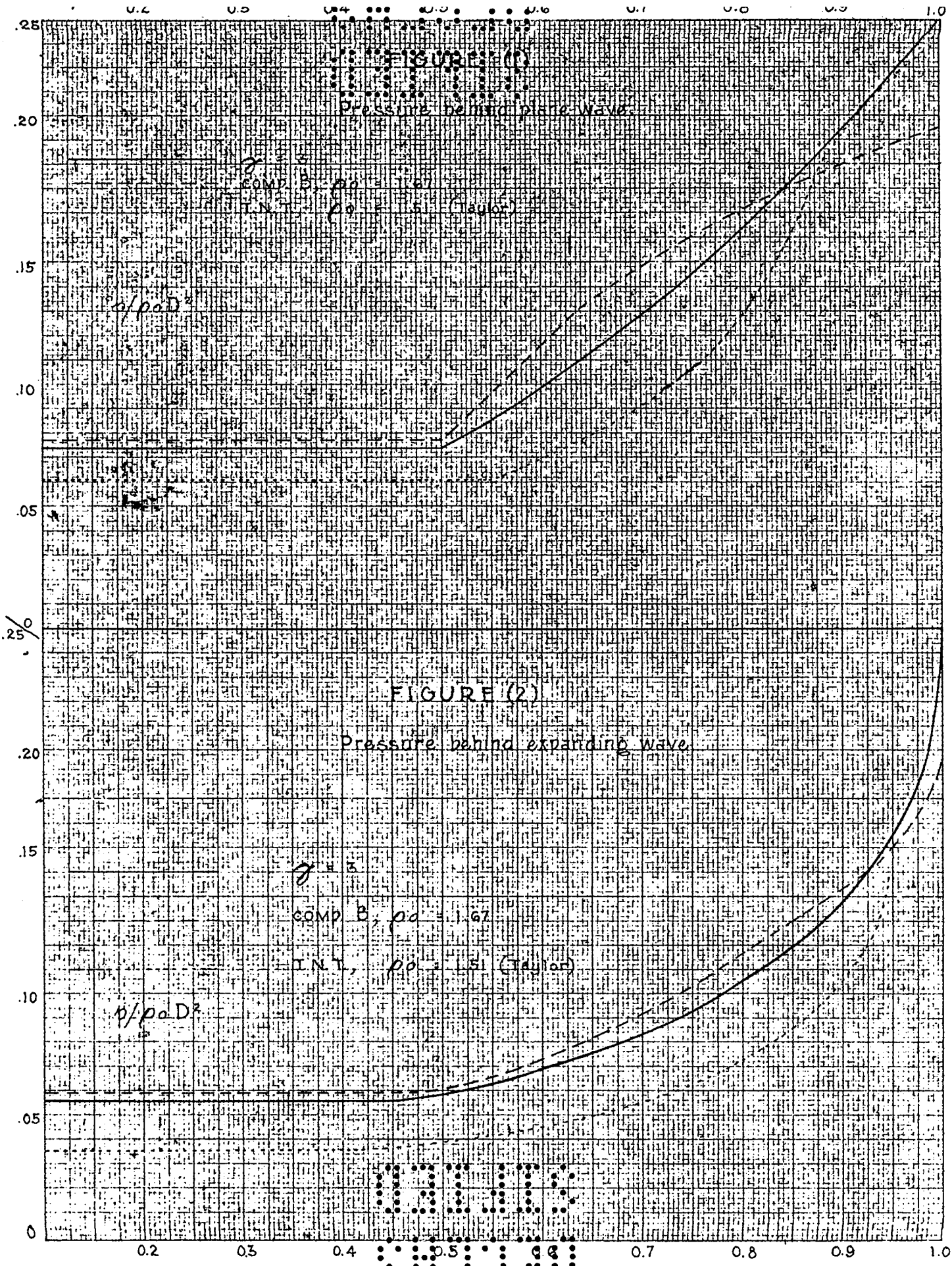
TABLE 7

Expanding Wave ($\gamma = 3$)

x/Dt	w/D	$P/P_0 D^2$
1.00000	.2500	.2500
.99920	.2400	.2400
.99968	.2300	.2300
.99639	.2200	.2200
.99197	.2100	.2102
.93599	.2000	.2004
.96929	.1900	.1812
.94564	.1600	.1626
.91456	.1400	.1449
.87577	.1200	.1282
.82920	.1000	.1127
.77500	.0800	.09843
.71329	.0600	.08555
.64383	.0400	.07408
.56457	.0200	.06407
.4536	0	.05531
0	0	.05531

000000
000000





574
 KEITH'S CASE CO. NO. 574
 MILITARY, 1000 10th St. N.W., Wash. D.C.
 MADE IN U.S.A.

FIGURE (3)

Defonation pressure in convergent wave

APPROVED FOR PUBLIC RELEASE

APPROVED FOR PUBLIC RELEASE

$\gamma = 3$ (prob. 4, (A-445))

comp B $p_0 = 4.17$ (prob. N)

calculated $\gamma = 3.4$ (A-474)

$p/p_0 D^2$

$\gamma = 3$

$\gamma = 2$

CLASSIFIED

0.1
0

T/T_0

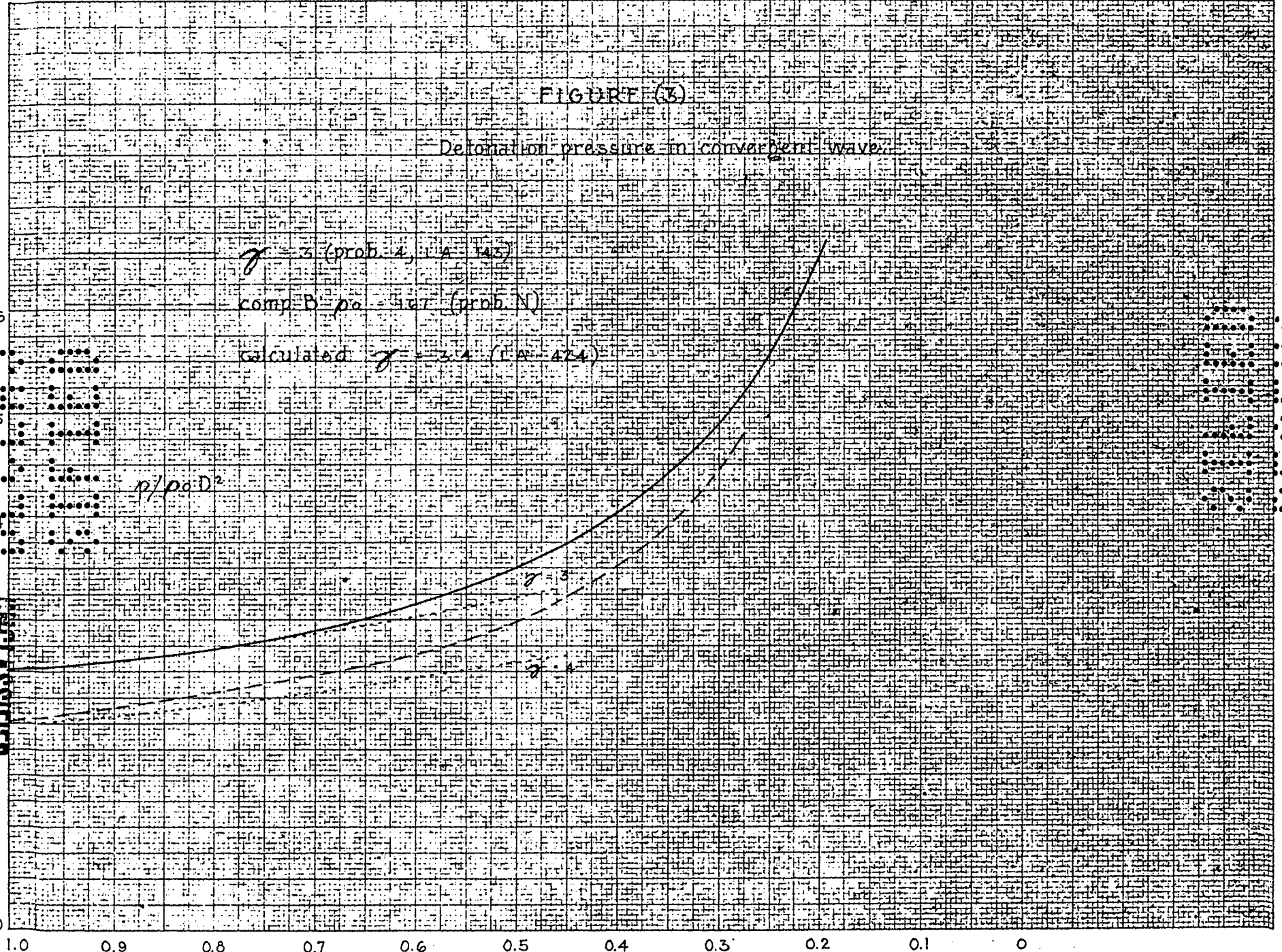


FIGURE (4)

Pressure distribution in convergent
wave after time $\frac{1}{2} (T_0/\sigma)$

$\gamma = 3$ (prob. 4, I.A. - 143)
comp. B prob. 147 (prob. N)
calculated $\gamma = 4$ (I.A. - 424)

p/p_0


τ/τ_0

APPROVED FOR PUBLIC RELEASE

APPROVED FOR PUBLIC RELEASE

UNCLASSIFIED

UNCLASSIFIED



DECLASSIFIED

UNCLASSIFIED

DOCUMENT ROOM

REC. FROM *pe*

DATE: *7/29/44*

REC. _____ NO. REC.

UNCLASSIFIED

DECLASSIFIED